



PROFESSIONAL MANUFACTURER OF
STEERING & SUS[ENSION PARTS FOR
AUTOMOBILES, FORKLIFTS AND
AGRICULTURAL TRACTORS

TRANS SPUR INDUSTRIAL CO., LTD.



JOHN DEERE



Model

7200 (W/ MFWD SN 006400>)
7210 (W/ MFWD)
7400 (W/ MFWD SN 006400>)
7410 (W/ MFWD)
7510 (W/ MFWD)
7600 (W/ MFWD SN 036467>)
7610 (W/ MFWD)
7700 (W/ MFWD SN 036467>)
7710 (W/ MFWD)
7800 (W/ MFWD SN 036467>)
7810 (W/ MFWD)

OEM

3085353

TIE ROD RH

John Deere



Model

7200 (W/ MFWD SN 006400>)
7210 (W/ MFWD)
7400 (W/ MFWD SN 006400>)
7410 (W/ MFWD)
7510 (W/ MFWD)
7600 (W/ MFWD SN 036467>)
7610 (W/ MFWD)
7700 (W/ MFWD SN 036467>)
7710 (W/ MFWD)
7800 (W/ MFWD SN 036467>)
7810 (W/ MFWD)

OEM

3085377

TIE ROD LH

John Deere



Model

1040
1140
1350
1550
1750
1850
2040
2150
2155 (SN <720980)
2250
840
940

OEM

39036=AL39036

DRAG LINK ASSY

John Deere



Model

6100 (European Model)
6200
6200 (European Model)
6200L
6300 (European Model)
6300L
6400 (European Model)
6400L


OEM

AL110956

TIE ROD, RH

John Deere

		Model	
		6100 (European Model) 6200 6200 (European Model) 6200L 6300 (European Model) 6300L 6400 (European Model) 6400L	
OEM			
AL110957			
TIE ROD, LH	John Deere		
		Model	
		6010 (APL2025/AS2025) 6110 (APL2025/2035 & AS2025/2035) 6110L (APL2025/2035 & AS2025/2035) 6120 (AS2025) 6120L (AS2025) 6210 (APL2025/2035 & AS2025/2035) 6210L (APL2025/2035 & AS2025/2035) 6215 (AS2025/AS2035) 6220 (AS2025) 6220L (AS2025) 6300 (APL2025/2035 & AS2025/2035)	6310 (APL2025/2035 & AS2025/2035) 6310L (APL2025/2035 & AS2025/2035) 6310S (MFWD) 6320 (AS2035) 6320L (MFWD) 6400 (APL2025/2035 & AS2025/2035) 6400L (APL2035/AS2035) 6403 (AS2035)
OEM			
AL116740			
BALL JOINT, LH	John Deere		
		Model	
		6010 (APL2025/AS2025) 6110 (APL2025/2035 & AS2025/2035) 6110L (APL2025/2035 & AS2025/2035) 6120 (AS2025) 6120L (AS2025) 6210 (APL2025/2035 & AS2025/2035) 6210L (APL2025/2035 & AS2025/2035) 6215 (AS2025/AS2035) 6220 (AS2025) 6220L (AS2025) 6300 (APL2025/2035 & AS2025/2035)	6310L (APL2025/2035 & AS2025/2035) 6310S (MFWD) 6320 (AS2035) 6320L (MFWD) 6400 (APL2025/2035 & AS2025/2035) 6400L (APL2035/AS2035) 6403 (AS2035)
OEM			
AL116741			
TIE ROD, RH	John Deere		
		Model	
		6900 (APL2060) 6910 (APL2060/AS2060) 6910S (APL2060/AS2060) 6920 (AS2060 / Early Model) 6920S (AS2060 / Early Model) 7420 (AS2060) 7505 7510 (W/ ZF Front Axle / SN 053665> / Except Hi-Crop) 7520 (AS2060)	
OEM			
AL119379			
TIE ROD	John Deere		

		Model	
		2955 (W/MFWD) 3040 (W/MFWD S/N 430000->) 3050 (W/MFWD) 3055 (W/MFWD) 3140 (W/MFWD S/N 430000->) 3150 (W/MFWD) 3155 (W/MFWD) 3255 (W/MFWD) 3350 (W/MFWD) 3640 (W/MFWD) 3650 (W/MFWD)	
OEM			
AL168701			
TIE ROD, LH	John Deere		
		Model	
		1550 1640 1641 1750 1840 1850 1950 2040 2040S 2140 2141	2250 2251 2350 2351 2355 2450 2541 2550 2555
OEM			
AL37204			
TIE ROD, LONG	John Deere		
		Model	
		John Deere COMPACT TRACTOR: 3120 1850N 1950N 2150 2155 2840 3030 3130	
OEM			
AL38645			
TIE ROD	John Deere		
		Model	
		John Deere COMPACT TRACTOR: 3120 2840 3030 3130	
OEM			
AL38646			
TIE ROD, LONG	John Deere		



Model

2140 (AXLE SN <024905)
 2750 (AXLE SN <024905)
 2950 (AXLE SN <026316)
 3040 (AXLE SN <026316)
 3140 (AXLE SN <026316)

OEM

AL39315

TIE ROD

John Deere



Model

3040 (SN <026316)
 3140 (SN <026316)

OEM

AL39318R

TIE ROD

John Deere



Model

1550	2450
1640 (S/N 430000->)	2550
1750	2555
1850	2650
1950	2750
2040 (S/N 430000->)	2755
2040S (S/N 430000->)	2850
2140	
2250	
2350	
2355	

OEM

AL39319

TIE ROD END

John Deere



Model


2140 (AXLE SN 024906>)
 2750 (AXLE SN 024906>)
 2950 (AXLE SN 026317>)
 3040 (AXLE SN 026317>)
 3050
 3140 (AXLE SN 026317>)
 3350





OEM





AL58013

TIE ROD END, LH



John Deere

		Model	
		2140 (AXLE SN 024906>) 2750 (AXLE SN 024906>) 2950 (AXLE SN 026317>) 3040 (AXLE SN 026317>) 3050 3140 (AXLE SN 026317>) 3350	
OEM			
AL58014			
TIE ROD END, RH	John Deere		
		Model	
		1550 (W/ MFWD SN 622000->) 1750 (W/ MFWD SN 622000->) 1850 (W/ MFWD SN 622000->) 2155 (W/ MFWD SN 622000->)	
OEM			
AL63612			
TIE ROD	John Deere		
		Model	
		2955 (W/MFWD) 3040 (W/MFWD) 3050 (W/MFWD) 3055 (W/MFWD) 3140 (W/MFWD) 3150 (W/MFWD) 3155 (W/MFWD) 3255 (W/MFWD) 3350 (W/MFWD) 3640 (W/MFWD) 3650 (W/MFWD)	
OEM			
AL68255			
TIE ROD, RH	John Deere		
		Model	
		2355 (W/60"-88" TREAD) 2555 (W/60"-88" TREAD) 2755 (W/60"-88" TREAD) 2955 (W/60"-88" TREAD)	
OEM			
AL68726			
TIE ROD, LONG NOTCHED	John Deere		

		Model	
		1010 320 (W/ STD FRONT AXLE) 330 (W/ STD FRONT AXLE) 40 (W/ STD FRONT AXLE) 420 (W/ STD FRONT AXLE) 430 (W/ STD FRONT AXLE)	
OEM			
AM3951T			
TIE ROD, LONG	John Deere		
		Model	
		M (W/ STD & ADJUSTABLE FRONT AXLE) 1010 320 (W/ STD FRONT AXLE) 330 (W/ STD FRONT AXLE) 40 (W/ STD FRONT AXLE) 420 (W/ STD FRONT AXLE) 430 (W/ STD FRONT AXLE)	
OEM			
AM496T			
TIE ROD, R/H THREAD	John Deere		
		Model	
		520 530 620 630 720 730 820(2 Cyl.) 830(2 Cyl.)	
OEM			
AR21944			
TIE ROD, RH THREAD	John Deere		
		Model	
		John Deere 8430, John Deere 8120, John Deere 8220, John Deere 8320, John Deere 8420, John Deere 8520, John Deere 8295R, John Deere 8245R, John Deere 8270R, John Deere 8230, John Deere 8130, John Deere 8330, John Deere 8225R, John Deere 8320R, John Deere 8335R, John Deere 8345R, John Deere 8285R, John Deere	
OEM			
RE580643			
BALL JOINT	John Deere		

		Model	
		310J 310K 310SJ 310SK 315SJ 315SK 325J 325K 325SK 410J 410K	
OEM			
AT339807			
TIE ROD	John Deere		
		Model	
		310J 310K 310SJ 310SK 315SJ 315SK 325J	
OEM			
AT326540-RH			
BALL JOINT	John Deere		
		Model	
		10J 310K 310SJ 310SK 315SJ 315SK 325J 325K 410J 410K	
OEM			
AT326539-LH			
BALL JOINT	John Deere		
		Model	
		310SK 310J 315SK 310K 210K 310SJ 210LE 210LJ 325K 410J	
OEM			
AT326537-ASSY			
TIE ROD ASSEMBLY RH	John Deere		

		Model	
		315SJ 315SK 325J 325K 325SK 410J 410K 210LE	
OEM			
AT326538-ASSY			
TIE ROD ASSEMBLY RH	John Deere		
		Model	
		9570STS 9870STS 9670STS 9770STS S550 S660	S670 S680 S690
OEM			
AH231496			
TIE ROD	John Deere		
		Model	
		9570STS 9870STS 9670STS 9770STS S550 S660	S670
OEM			
AH231494			
TIE ROD	John Deere		
		Model	
		8100 8110 8130 8200 8210 8220 8225R 8230 8245R 8270R 8295R	8235R 8230R 8285R 8295R 8300 8320 8330 8400 8420 8430 8520
OEM			
RE173541 (TR-1341)			
TIE ROD	John Deere		

		Model	
		8100 8110 8120 8210 8220 8310 8320 8400 8410 8420	
OEM			
RE173540 (TR-1340)			
TIE ROD	John Deere		
		Model	
		6215 6230 6330 6415 6430 6615 6715 7130 7230 7330	
OEM			
AL178283			
TIE ROD END	John Deere		
		Model	
		5000 5340 5600 5610 6410 6600 6610 7000 7600	
OEM			
C7NN3280F			
TIE ROD	Ford / New Holland		
		Model	
		6200 6200L 6300L 6400L All w/ APL2025 Front Axle	
OEM			
RE2017822(AL80541)			
TIE ROD	John Deere		

		Model
		5200 5300 5400 5500 5210 5310 5410 5510 5303, 5403, 5220, 5320, 5420, 5520 5415, 5415H, 5615, 5715, 5715HC, 5103, 5203
OEM		
RE55066		
TIE ROD ASSEMBLY	John Deere	
		Model
		5050E
OEM		
RE271437AB-ASSY		
TIE ROD ASSEMBLY	John Deere	
		Model
		4X2 - 4X2 Trail Gator - 4X2HPX - 590i - 590iS4 - 620I - 825I S - 850D - 855D - 855D S - Full Size - HPX615 - HPX615E - HPX815 - HPX815E - Mid Size - TRAIL - Work - XUV 55 - XUV550 - XUV560 - XUV560 S4 - XUV560E - XUV560E S4 - XUV590 - XUV590E - XUV590E S4 - XUV590i - XUV590M - XUV590M S4 - XUV620i - XUV625i - XUV825 - XUV825E - XUV825i - XUV825i S4 - XUV825M - XUV825M S4 - XUV850D - XUV855 - XUV855D - XUV855D S4 - XUV855E - XUV855M - XUV855M S4
OEM		
CPJ3739(AM135867)		
BALL JOINT: STEE	John Deere	
		Model
		4630 4640
OEM		
AR63587		
TIE ROD BLANK	John Deere	

		Model	
		1010 2010	
OEM			
AT13972			
TIE ROD, LONG	John Deere		
		Model	
		4840 4850 4955 4960	
OEM			
AR44343			
TIE ROD, COMPLET	John Deere		
		Model	
		2040S 2140 2940 3040 3140	
OEM			
AL37523 (TR3257)			
TIE ROD, SHORT T	John Deere		
		Model	
		9635, 9655 2955, 3040, 3050, 3055, 3140, 3150 3155, 3255, 3350, 3640, 3650, 6900 7405, 7420, 7500, 7505, 7510, 7520 6910, 6910S, 6920	
OEM			
AL68253 (RE2423728)			
RACK END	John Deere		



Model


6100
6200
6300
6400
6200L
6300L
6400L

OEM

AL110957

TIE ROD, LH

John Deere



Model

300
300B
301
302
302A

OEM

AR27430

TIE ROD END

John Deere



Model


9400, 9410, 9450, 9500, 9500SH
9510, 9510SH, 9550, 9550SH, 9560
9560SH, 9600, 9610, 9650, 9650CT
9660, 9660CTS, CTS, CTS II.

OEM

AH204612 (TR-216)

TIE ROD

John Deere



Model

4840
4850
4955
4960

OEM

AR85945

TIE ROD, INNER

John Deere



Model

3033R, 3038R, 3039R, 3045R, 3046R, 3120, 3203
4310, 4320, 4400, 4410, 4500, 4520, 4600, 4700
4720, 3033 R, 3038, 3039, 3045, 3046, 4044 M, 4049
3320, 3520, 3720, 4044M, 4044R, 4049M, 4049R, 4105
4052M, 4052R, 4066M, 4066R, 4120, 4200, 4210, 4300
4044 R, 4049 R, 4052 R, 4066 R, 4052 M, 4066 MFWD

OEM

LVA14960 (TR-1960)

TIE ROD, THREADE

John Deere



Model

110, 3033R, 3038R, 3039R, 3045R, 3046R, 3120, 3203,
3320, 3520, 3720, 4044M, 4044R, 4049M, 4049R,
4052M, 4052R, 4066M, 4066R, 4105, 4120, 4200, 4210,
4300, 4310, 4320, 4400, 4410, 4500, 4520, 4600, 4610,
4700, 4710, 4720

OEM

LVA14959 (TR1959)

TIE ROD, THREADED

John Deere



Model

6620
7720
8820

OEM

AH101186 (TR6811)

TIE ROD END

John Deere



Model

7210
7510
7410
7520
7420
7710
7810
7920
7820
7720
7815

OEM

RE214055

BALL JOINT:RH

John Deere



Model

4050, 4055, 4250, 4255, 4450, 4455, 4555
4560, 4650, 4755, 4760, 4850, 4955, 4960
7600, 7700, 7800
9400, 9410, 9450, 9500, 9500SH, 9510
9510SH, 9550, 9560, 9560SH, 9600, 9610
9650, 9660, 9660CTS, CTS, CTS II

OEM

RE12325

TIE ROD END

John Deere



Model

355GP, 2555GP, 2750GP, 2755GP, 5010
5020, 6030

OEM

AR74131

TIE ROD

John Deere



Model

1640, 1830, 1840, 2030, 2040, 2040S, 2130
2140, 2250, 2350, 2355, 2450, 2550, 2555
2650, 2750, 2755, 2850, 2855N

OEM

AL82826

TIE ROD

John Deere



Model


6220
6420L
6415
6120
6320
6320L
6420
6215

OEM

AL161341 (RE2621024R)

TIE ROD

John Deere



Model

4050, 4055, 4250, 4255, 4450, 4455, 4555, 4560, 46
4755, 4760, 4850, 4955, 4960, 7600, 7700, 7800, 9450
9500, 9510, 9550, 9560, 9650, 9660

OEM

RE12326

TIE ROD

John Deere



Model

4200
4210
4300
4310
4400

OEM

LVU14531 (RE1513612R)

BALL JOINT

John Deere



Model

4050, 4055, 4250, 4255, 4450, 4455, 4555
4560, 4650, 4755, 4760, 4850, 4955, 4950 All w/ MFWD

OEM

RE12324

TIE ROD, ASSEMBLY

John Deere



Model

4840, 4850, 4955, 4960 All w/ Reg Wide Front Axles

OEM

AR85946

TIE ROD, OUTER

John Deere

		Model	
		300, 400 1020, 1520, 2020	
OEM			
AT20943			
TIE ROD	John Deere		
		Model	
		1020, 1520, 1530, 2020, 2030, 2040, 2240, 2440 2630, 2640	
OEM			
AT23583			
OUTER TIE ROD	John Deere		
		Model	
		2355, 2555, 2750, 5010	
OEM			
AR74132			
TIE ROD,INNER	John Deere		
		Model	
		4555, 4560, 4630, 4640, 4650, 4755, 4760 9940, 9950	
OEM			
AR63833			
TIE ROD END-OUTE	John Deere		



Model


4030, 4230, 4430, 4630, 4040, 4240, 4440, 4050, 4250, 4450, 4055, 4255, 4455
7445 Stripper (ASN 4001 W/Wide Axle), 9920 Picker (W/Wide Axle), 9930 Picker (W/Wide Axle)

OEM

AR63593

TIE ROD, LONG-WI

John Deere



Model

4040, 4230, 4240, 4250, 4430, 4440, 4555, 4560, 4630, 4640, 4650, 4755, 4760, 7200, 7210, 7400, 7410, 7510, 7600, 7700, 7710, 7800, 7810

OEM

AR63590

TIE ROD END

John Deere



Model

4555, 4560, 4630, 4640, 4650, 4755, 4760 with Regular Wide Front Axle
9940, 9950, 9960, 9965, 9970

OEM

AR63589

TIE ROD, INNER

John Deere



Model





4555
4560
4630
4640
4650
4760





OEM

AR44340 (TR-44340)

TIE ROD ASSEMBLY

John Deere

		Model	
		520 530 620 630 720 730 820 2 Cyl 830 2 Cyl	
OEM			
AR21945			
TIE ROD,LH THREA	John Deere		
		Model	
		2510 2520 3010 3020 4000 4010 4020 4230 All With 88" Wide Tread	
OEM			
AR44334			
TIE ROD ASSY-JOH	John Deere		
		Model	
		2040 2240	
OEM			
AT27131			
TIE ROD,OUTER	John Deere		
		Model	
		1020 1040 1120 1140 1530 2020 2030 2040	
OEM			
AT23885			
TIE ROD OUTER	John Deere		

		Model
		300, 310, 380, 400, 401, 480, 480A, 480B, 1020, 1520, 2030, 300B, 301A, 302, 302A, 401B, 401C
OEM		
AT19823		
COMPLETE ASSEMBL	John Deere	
		Model
		4030 4040 4050 4230 4240 4250 4430 4440 4450
OEM		
AR63592		
OUTER TIE ROD	John Deere	
		Model
		4040, 4230, 4240, 4250, 4430, 4440, 4630, 4640, 4030, 4050, 4250, 4450, 4055, 4255, 4455
OEM		
AR63591		
TIE ROD LONG	John Deere	
		Model
		030, 4230, 4430, 4630, 4040, 4240, 4440, 4050, 4250, 4450, 4055, 4255, 4455 7445 (ASN 4001 With Wide Axle) 910, 9920, 9930 (With Wide Axle) 6500, 6600, 6700 (All Self Propelled)
OEM		
AR63588		
TIE ROD, INNER	John Deere	

		Model	
		2510 2520 3010 3020 4000 4010 4020 4230 4320	
OEM			
AR51584			
TIE ROD, OUTER	John Deere		
		Model	
		2510 2520 3010 3020 4000 4010 4020 4230 4320	
OEM			
AR44332			
COMPLETE TIE ROD	John Deere		
		Model	
		210 (W/ Mfwd), 7410 (W/ Mfwd), 7510 (W/ Mfwd), 7610 (W/ Mfwd), 7610 (Triple Link Suspension) 7710 (W/ Mfwd) 7710 (Triple Link Suspension), 7810 (W/ Mfwd), (Triple Link Suspension)	
OEM			
RE161022			
TIE ROD END,LH	John Deere		
		Model	
		7210 7410 7510 7610 7710 7810	
OEM			
RE161021			
TIE ROD END:RH	John Deere		



Model

1640, 1830, 1840, 2030, 2040, 2040S, 2130, 2140
2850, 2940, 2955, 3055, 3255
2250, 2350, 2355, 2450, 2550, 2555, 2650, 2755

OEM

AL37505 (TR-505)

TIE ROD

John Deere



Model

5200, 5400, 5420, 5440, 5460, 5720, 5730, 5820, 5830
300, 4400, 4420, 6600, 6602, 6620, 7700, 7720

OEM

AH75396 (TR-6935)

TIE ROD END-JOHN

John Deere



Model

1020, 1520, 2030, 2510, 2520
300, 300B, 3010, 301A, 302, 3020
310, 400, 4000, 401, 4010, 401B
401C, 4020, 4230, 4320, 480

OEM

AR27351

TIE ROD

John Deere



Model

820 (3 Cyl.), 830 (3 Cyl.), 840, 920, 930, 940, 1020, 1030,
1040, 1120, 1130, 1140, 1520, 1530, 1630, 1640, 1641F,
1840, 2020, 2030, 2040, 2120, 2150, 2240, 2255, 2440,
2630, 2640, 301A
300, 301, 302, 400, 401, 401B

OEM





AT27130

TIE ROD

John Deere

		Model	
		1020 1520 1530 2020 2030 2240 2440 2630	
OEM			
AT23886			
TIE ROD	John Deere		
		Model	
		6520, 6620, 6820, 6920, 6920S, 6530, 6630, 6830, 6930, 6530PR, 6630PR, 6830PR, 6930PR, 7430PR, 7530PR, 6130M, 6140M, 6145M, 6150M, 6155M, 6175M, 6195M, 6130R, 6140R, 6145R, 6145R, 6150R, 6155R, 6170R, 6175R	
OEM			
AL160203 (TR-644641)			
TIE ROD, OUTER	John Deere		
		Model	
		2140, 2750, 2950, 3040, 3050, 3140, 3350, 210C 300D, 310C, 310D, 315C, 315D, 410C, 410D, 482C 510C, 510D, 610C	
OEM			
AL60161 (RE2221024R)			
TIE ROD	John Deere		
		Model	
OEM			

CASE IH

		Model	
		H (Farmall) M (Farmall) SUPER H (Farmall) SUPER M (Farmall) SUPER MTA (Farmall) 300 FARMALL 350 FARMALL 400 400 FARMALL 450 (Farmall) 460 (Farmall)	504 (Farmall) 544 (Diesel) 544 (Farmall) 544 (Gas) 560 (Farmall) 656 (Farmall) 700 706 (Farmall) 730
OEM			
10538			
TIE ROD	Case IH		
		Model	
		MX100 (2WD Models Only) MX110 (2WD Models Only) MX120 (2WD Models Only) MX135 (2WD Models Only) MX150 (2WD Models Only) MX170 (2WD Models Only) 5088 (2WD Models Only) 5288 (2WD Models Only) 5488 (2WD Models Only) 7110 (2WD Models Only) 7120 (2WD Models Only)	7130 (2WD Models Only) 7140 (2WD Models Only) 7150 (2WD Models Only) 7210 (2WD Models Only) 7220 (2WD Models Only) 7230 (2WD Models Only) 7240 (2WD Models Only) 7250 (2WD Models Only) 8910 (2WD Models Only)
OEM			
1280566C2			
TIE ROD	Case IH		
		Model	
		MXM120 (2WD Only) MXM130 (2WD Only) MXM140 (2WD Only) MXM155 (2WD Only) MXM175 (2WD Only) MXM190 (2WD Only) MX100 (2 WD Only) MX110 (2 WD Only) MX120 (2 WD Only) MX135 (2 WD Only) MX150 (2 WD Only)	MX170 (2 WD Only) MX180 (2 WD Only) MX200 (2 WD Only) MX210 (2 WD Only) MX220 (2 WD Only) MX230 (2 WD Only) 5088 (HI-CAP AXLE; 2 WD) 5288 (HI-CAP AXLE; 2 WD) 5488 (HI-CAP AXLE; 2 WD)
OEM			
1280658C1			
TIE ROD, 2WD SHORT	Case IH		
		Model	
		MXM120 (2WD Only) MXM130 (2WD Only) MXM140 (2WD Only) MXM155 (2WD Only) MXM175 (2WD Only) MXM190 (2WD Only) MX100 (2WD Only) MX110 (2WD Only) MX120 (2WD Only) MX135 (2WD Only) MX150 (2WD Only)	MX170 (2WD Only) MX180 (2WD Only) MX200 (2WD Only) MX210 (2WD Only) MX220 (2WD Only) MX230 (2WD Only) 5088 (HI-CAP AXLE; 2WD) 5288 (HI-CAP AXLE; 2WD) 5488 (HI-CAP AXLE; 2WD)
OEM			
1280662C1			
TIE ROD / LONG FOR 2WD	Case IH		

		Model	
		585 595 684 685	
OEM			
1332805C1			
TIE ROD	Case IH		
		Model	
		5120 (W/ 60"-88" TREAD) 5130 (W/ 60"-88" TREAD) 5140 (W/ 60"-88" TREAD) 5220 (W/ 60"-88" TREAD) 5230 (W/ 60"-88" TREAD) 5240 (W/ 60"-88" TREAD) 5250 (W/ 60"-88" TREAD)	
OEM			
1531203C1			
TIE ROD (LONG)	Case IH		
		Model	
		5120 (W/ 60"-88" OR 68"-96" TREAD) 5130 (W/ 60"-88" OR 68"-96" TREAD) 5140 (W/ 60"-88" OR 68"-96" TREAD) 5220 (W/ 60"-88" OR 68"-96" TREAD) 5230 (W/ 60"-88" OR 68"-96" TREAD) 5240 (W/ 60"-88" OR 68"-96" TREAD) 5250 (W/ 60"-88" OR 68"-96" TREAD)	
OEM			
1531204C1			
TIE ROD (SHORT)	Case IH		
		Model	
		1420 (w/o power guide axle) 1440 (w/o power guide axle) 1460 (w/o power guide axle) 1620 (w/o power guide axle) 1640 (w/o power guide axle) 1660 (w/o power guide axle) 2144 (w/o power guide axle) 2166 (w/o power guide axle) 2344 (w/o power guide axle) 2366 (w/o power guide axle)	
OEM			
186796C1			
IH CYLINDER END	Case IH		



Model

MX100 (W/ 20:19 & 20:22 MFWD Axle)	MX150 (W/ 20:19 & 20:22 MFWD Axle)
MX100C (W/ 20:19 & 20:22 MFWD Axle)	MX170 (W/ 20:19 & 20:22 MFWD Axle)
MX110 (W/ 20:19 & 20:22 MFWD Axle)	MX80C (W/ 20:19 & 20:22 MFWD Axle)
MX120 (W/ 20:19 & 20:22 MFWD Axle)	MX90C (W/ 20:19 & 20:22 MFWD Axle)
MX135 (W/ 20:19 & 20:22 MFWD Axle)	
MX150 (W/ 20:19 & 20:22 MFWD Axle)	

(2002 & Newer) TRACTOR: MC100 (W/ 20:19, 20:22 & 20:25 MFWD Axle)
 (2002 & Newer) TRACTOR: MC105 (W/ 20:19, 20:22 & 20:25 MFWD Axle)
 (2002 & Newer) TRACTOR: MC115 (W/ 20:19, 20:22 & 20:25 MFWD Axle)
 (2002 & Newer) TRACTOR: MC80 (W/ 20:19, 20:22 & 20:25 MFWD Axle)
 (2002 & Newer) TRACTOR: MC90 (W/ 20:19, 20:22 & 20:25 MFWD Axle)
 (2002 & Newer) TRACTOR: MC95 (W/ 20:19, 20:22 & 20:25 MFWD Axle)
 (2002 & Newer) TRACTOR: MTX110 (W/ 20:19, 20:22 & 20:25 MFWD Axle)
 (2002 & Newer) TRACTOR: MTX120 (W/ 20:19, 20:22 & 20:25 MFWD Axle)
 (2002 & Newer) TRACTOR: MTX125 (W/ 20:19, 20:22 & 20:25 MFWD Axle)
 (2002 & Newer) TRACTOR: MTX135 (W/ 20:19, 20:22 & 20:25 MFWD Axle)

OEM

247523A1

BALL JOINT ASSY

Case IH / McCormick



Model


2404
2424
2444

OEM

379204R11

LONG TIE ROD FITS

Case IH



Model

INDUSTRIAL/CONSTRUCTION: 2300
 LAWN/GARDEN TRACTOR: 444
 B275
 B414 (Manual & Power Steering)
 2350A
 276
 354
 364
 384
 434

OEM

3040920R91 / R92

TIE ROD, SHORT THREADED

Case IH



Model



INDUSTRIAL/CONSTRUCTION: 2300A
 B275
 B414
 354
 364



OEM


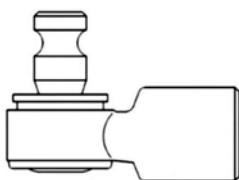


3040922R92





TIE ROD





Case IH

		Model	
		INDUSTRIAL/CONSTRUCTION: 2300A B275 B414 354 364	
OEM			
3071056R91			
TIE ROD	Case IH		
		Model	
		B414 384	
OEM			
3071055R91			
TIE ROD	Case IH		
		Model	
		B414 384	
OEM			
3040921R11			
TIE ROD	Case IH		
		Model	
		B414 384	
OEM			
3045309R91			
TIE ROD	Case IH		

		Model	
		385 (SWEPT BACK) 485 495 684 685 695 (STR) 784 884 885 895 (Straight Adj. Front Axle)	
OEM		3116406R3	
TIE ROD	Case IH		
		Model	
		385 (Strght & Swept Back) 485 495 (Strght & Swept Back) 595 (Strght & Swept Back) 684 685 884 885 895 (Straight Adj. Front Axle)	
OEM		3116407R3	
TIE ROD	Case IH		
		Model	
		585 595 684 685	
OEM		3125171R2	
TIE ROD	Case IH		
		Model	
		484 (W/ SWPT ADJ FRONT AXLE)	
OEM		3129378R1	
TIE ROD, LONG	Case IH		

		Model	
		INDUSTRIAL/CONSTRUCTION: 2400A 384 (STR) 385 454 464 485 495 (SWEPT BACK) 585 595 674 695 (SWEPT BACK) 784 884 885	
OEM			
3129380R2			
TIE ROD	Case IH		
		Model	
		523 654 724 824	
OEM			
3134823R2			
CYLINDER END	Case IH		
		Model	
		INDUSTRIAL/CONSTRUCTION: 2424 INDUSTRIAL/CONSTRUCTION: 2444 LAWN/GARDEN TRACTOR: 444 C CUB LO-BOY SUPER C 404 424 454 464 (SEPT BACK) 485 504	
OEM			
356540R91			
TIE ROD - R	Case IH		
		Model	
		INDUSTRIAL/CONSTRUCTION: 2404 (W/FIXED HVY DUTY FRONT AXLE) INDUSTRIAL/CONSTRUCTION: 2424 (W/FIXED HVY DUTY FRONT AXLE) INDUSTRIAL/CONSTRUCTION: 2444 (W/FIXED HVY DUTY FRONT AXLE) LAWN/GARDEN TRACTOR: 444 (W/FIXED HVY DUTY FRONT AXLE) AV (W/FIXED AXLES) AV1 (W/FIXED AXLES) A1 (W/FIXED AXLES) SUPER A (W/FIXED AXLES) 100 (W/FIXED AXLES) 130 (W/FIXED AXLES) 140 (W/FIXED AXLES) 404 (W/FIXED HVY DUTY FRONT AXLE)	
OEM			
356541R91			
TIE ROD - L	Case IH		

		Model	
		AV (SN 318310->) AV1 (SN 318310->) A1 (SN 318310->) SUPER A (SN 318310->) 100 130 140	
OEM			
356544R11			
TIE ROD, LONG	Case IH		
		Model	
		COMPACT TRACTOR: 200 C (W/ 40.375" OR 46.375" AXLE) SUPER C (W/ 40.375" OR 46.375" AXLE) 230	
OEM			
356601R21			
TIE ROD (LONG)	Case IH		
		Model	
		HYDRO 100 HYDRO 186 HYDRO 70 HYDRO 86 1026 1066 1086 1206 1256 1456 1466	1486 1566 1568 1586 3088 3288 3488 3688 460
OEM			
359984R93			
OUTER TIE ROD	Case IH		
		Model	
		AV (SN 318310->) AV1 (SN 318310->) A1 (SN 318310->) SUPER A (SN 318310->) 100 130 140	
OEM			
360412R11			
TIE ROD, LONG	Case IH		

		Model	
		COMPACT TRACTOR: 200 (FARMALL, W/ADJ WIDE FRONT AXLE) INDUSTRIAL/CONSTRUCTION: 2404 (W/ADJ WIDE TREAD FRONT AXLE) INDUSTRIAL/CONSTRUCTION: 2504 (W/ADJ WIDE TREAD FRONT AXLE) 230 (FARMALL, W/ADJ WIDE FRONT AXLE) 240 (FARMALL & IH, W/ADJ WIDE FRONT AXLE) 330 (W/ADJ WIDE TREAD FRONT AXLE) 340 (W/ADJ WIDE TREAD FRONT AXLE) 404 (W/ADJ WIDE TREAD FRONT AXLE) 504 (W/ADJ WIDE TREAD FRONT AXLE)	
OEM			
371021R11			
TIE ROD	Case IH		
		Model	
		INDUSTRIAL/CONSTRUCTION: 2400A (W/ NON ADJ CAST I BEAM FRONT AXLE) INDUSTRIAL/CONSTRUCTION: 2500A (W/ NON ADJ CAST I BEAM FRONT AXLE) INDUSTRIAL/CONSTRUCTION: 2544 (W/ NON ADJ CAST I BEAM FRONT AXLE) INDUSTRIAL/CONSTRUCTION: 2656 (W/ NON ADJ CAST I INDUSTRIAL/CONSTRUCTION: 380B (W/ NON ADJ CAST I BEAM FRONT AXLE) HYDRO 84 (HYDRO, W/ NON ADJ CAST I BEAM FRONT AXLE) 454 (W/ NON ADJ CAST I BEAM FRONT AXLE) 484 (W/ NON ADJ CAST I BEAM FRONT AXLE) 485 (W/ NON ADJ CAST I BEAM FRONT AXLE) 495 (W/ NON ADJ CAST I BEAM FRONT AXLE) 544 (W/ NON ADJ CAST I BEAM FRONT AXLE) 584 (W/ NON ADJ CAST I BEAM FRONT AXLE) 585 (W/ NON ADJ CAST I BEAM FRONT AXLE) 595 (W/ NON ADJ CAST I BEAM FRONT AXLE) 595XL (W/ NON ADJ CAST I BEAM FRONT AXLE) 656 (W/ NON ADJ CAST I BEAM FRONT AXLE) 684 (W/ NON ADJ CAST I BEAM FRONT AXLE) 685 (W/ NON ADJ CAST I BEAM FRONT AXLE) 685XL (W/ NON ADJ CAST I BEAM FRONT AXLE)	
OEM			
379326R91			
TIE ROD	Case IH		
		Model	
		INDUSTRIAL/CONSTRUCTION: 2400A (W/ ADJ CAST I BEAM FRONT AXLE) INDUSTRIAL/CONSTRUCTION: 2500A (W/ ADJ CAST I BEAM FRONT AXLE) INDUSTRIAL/CONSTRUCTION: 2544 (W/ ADJ CAST I BEAM FRONT AXLE) INDUSTRIAL/CONSTRUCTION: 2656 (W/ ADJ CAST I BEAM FRONT AXLE) INDUSTRIAL/CONSTRUCTION: 380B (W/ ADJ CAST I BEAM FRONT AXLE) HYDRO 84 (HYDRO, W/ ADJ CAST I BEAM FRONT AXLE) 454 (W/ ADJ CAST I BEAM FRONT AXLE) 484 (W/ ADJ CAST I BEAM FRONT AXLE) 485 (W/ ADJ CAST I BEAM FRONT AXLE) 495 (W/ ADJ CAST I BEAM FRONT AXLE) 544 (W/ ADJ CAST I BEAM FRONT AXLE) 585 (W/ ADJ CAST I BEAM FRONT AXLE) 595 (W/ ADJ CAST I BEAM FRONT AXLE) 595XL (W/ ADJ CAST I BEAM FRONT AXLE) 656 (W/ ADJ CAST I BEAM FRONT AXLE) 684 (W/ ADJ CAST I BEAM FRONT AXLE) 685 (W/ ADJ CAST I BEAM FRONT AXLE) 685XL (W/ ADJ CAST I BEAM FRONT AXLE) 695 (W/ ADJ CAST I BEAM FRONT AXLE)	
OEM			
379327R91			
TIE ROD	Case IH		
		Model	
		706 (STD) 756 (STD) 806 (STD) 856 (STD)	
OEM			
384005R91			
INNER TIE ROD	Case IH		



Model

HYDRO 100	1566
HYDRO 186	1568
HYDRO 70	1586
HYDRO 86	3088
1026	3288
1066	3488
1086	3688
1206	460
1256	5088 (STANDARD AXLE; 2WD)
1456	
1486	

OEM

384006R92

INNER TIE ROD

Case IH



Model

INDUSTRIAL/CONSTRUCTION: 2424 (FOR 45"-61" NARROW TREAD AXLE)
 INDUSTRIAL/CONSTRUCTION: 2444 (FOR 45"-61" NARROW TREAD AXLE)
 LAWN/GARDEN TRACTOR: 444 (FOR 45"-61" NARROW TREAD AXLE)
 424 (FOR 45"-61" NARROW TREAD AXLE)

OEM

393228R11

TIE ROD, LONG

Case IH



Model

INDUSTRIAL/CONSTRUCTION: 2424 (FOR 49"-69" NARROW TREAD AXLE)
 INDUSTRIAL/CONSTRUCTION: 2444 (FOR 49"-69" NARROW TREAD AXLE)
 LAWN/GARDEN TRACTOR: 444 (FOR 49"-69" NARROW TREAD AXLE)
 424 (FOR 49"-69" NARROW TREAD AXLE)

OEM

399292R1

TIE ROD , LONG

Case IH



Model





574
 Front Axle/Steering Parts > Front Axle, Adjustable Swept Back
 574
 Front Axle/Steering Parts > Tie Rods and Ball Joints
 385 (STD)
 454 (STD)
 485 (STD)
 674





OEM

527658R91 (G45368)

TIE ROD

Case IH

		Model	
		INDUSTRIAL/CONSTRUCTION: 2400A 384 (STR) 385 454 464 (SWEPT BACK 44-72"AXLE OR 48-80"AXLE) 485 495 (SWEPT BACK) 585 595 674 695 (SWEPT BACK) 784 885	
OEM			
65074C91			
TIE ROD	Case IH		
		Model	
		INDUSTRIAL/CONSTRUCTION: 2400A 384 (STR) 385 454 464 (SWEPT BACK 44-72"AXLE OR 48-80"AXLE) 484 (SWEPT BACK 44-72"AXLE OR 48-80"AXLE) 485 495 (SWEPT BACK) 585 595 674 695 (SWEPT BACK) 784 884 885	
OEM			
65077C91			
TIE ROD	Case IH		
		Model	
		574 Front Axle/Steering Parts > Tie Rods and Ball Joints INDUSTRIAL/CONSTRUCTION: 2400A 384 (STR) 385 454 464 (SWEPT BACK 44-72"AXLE OR 48-80"AXLE) 485 495 (SWEPT BACK) 585 595 674 695 (SWEPT BACK) 784 884	
OEM			
65079C91			
TIE ROD	Case IH		
		Model	
		574 Front Axle/Steering Parts > Tie Rods and Ball Joints INDUSTRIAL/CONSTRUCTION: 2400A 384 (STR) 385 454 464 (SWEPT BACK 44-72"AXLE OR 48-80"AXLE) 485 495 (SWEPT BACK) 585 595 674 695 (SWEPT BACK) 784 884	
OEM			
65082C91			
TIE ROD	Case IH		

		Model	
		HYDRO 100 HYDRO 186 1066 (LATE W/ AXLE PIVOT BALL, NOT PIN)) 1086 (W/ AXLE PIVOT BALL, NOT PIN)) 1466 (LATE W/ AXLE PIVOT BALL, NOT PIN)) 1468 (LATE W/ AXLE PIVOT BALL, NOT PIN)) 1486 (W/ AXLE PIVOT BALL, NOT PIN)) 1566 (LATE W/ AXLE PIVOT BALL, NOT PIN)) 1568 (LATE W/ AXLE PIVOT BALL, NOT PIN)) 1586 (W/ AXLE PIVOT BALL, NOT PIN)) 5088 (EARLY W/ AXLE PIVOT BALL, NOT PIN)) 5288 (EARLY W/ AXLE PIVOT BALL, NOT PIN)) 5488 (EARLY W/ AXLE PIVOT BALL, NOT PIN))	3088 3288 3488 3688
OEM			
71820C91			
CYLINDER END	Case IH		
		Model	
		1070 1090 (SN <-8678074) 1170 (SN <-8678074) 1175 770 870 970	
OEM			
A143028			
OUTER TIE ROD	Case IH		
		Model	
		2090 (W/STD / LONG AXLE W/110" WHEEL BASE) 2094 (W/STD / LONG AXLE W/110" WHEEL BASE) 2096 (W/STD / LONG AXLE W/110" WHEEL BASE) 2290 (W/STD / LONG AXLE W/110" WHEEL BASE) 2294 (W/STD / LONG AXLE W/110" WHEEL BASE) 2390 (W/STD / LONG AXLE W/110" WHEEL BASE) 2394 (W/STD / LONG AXLE W/110" WHEEL BASE) 2590 (W/STD / LONG AXLE W/110" WHEEL BASE) 2594 (W/STD / LONG AXLE W/110" WHEEL BASE)	
OEM			
A160197			
OUTER TIE ROD	Case IH		
		Model	
		1896 (W/STD / LONG AXLES W/STD / 110" WHEEL BASE) 2090 (W/STD / LONG AXLES W/STD / 110" WHEEL BASE) 2094 (W/STD / LONG AXLES W/STD / 110" WHEEL BASE) 2096 (W/STD / LONG AXLES W/STD / 110" WHEEL BASE) 2290 (W/STD / LONG AXLES W/STD / 110" WHEEL BASE) 2294 (W/STD / LONG AXLES W/STD / 110" WHEEL BASE)	
OEM			
A160200			
INNER TIE ROD	Case IH	2294 (W/STD / LONG AXLES W/STD / 110" WHEEL BASE)	



Model

INDUSTRIAL/CONSTRUCTION: 500LK
INDUSTRIAL/CONSTRUCTION: 680CK
1030 (DOM SN <-8332878)
730 (EH, DOM SN <-8332878)
830 (EH, DOM SN <-8332878)
930 (CK WESTER, DOM SN <-8339078)
WHEEL LOADER: W5

OEM

A28419

TIE ROD, MALE THREAD

Case IH



Model

INDUSTRIAL/CONSTRUCTION: 480B / 480C / 480CK / 480D
INDUSTRIAL/CONSTRUCTION: 480LL (W/STD /LONG AXLES W/STD WHEEL BASE)
INDUSTRIAL/CONSTRUCTION: 530CK
INDUSTRIAL/CONSTRUCTION: 580B (ROAD RUNNER)
INDUSTRIAL/CONSTRUCTION: 580C / 580CK / 580D / 580F
INDUSTRIAL/CONSTRUCTION: 580SD / 584E / 585D / 585E
INDUSTRIAL/CONSTRUCTION: 586D / 586E
INDUSTRIAL/CONSTRUCTION: 760 (TRENCHERS)

OEM

A40962

TIE ROD

Case IH



Model

INDUSTRIAL/CONSTRUCTION: 480B (SN<8435171)
INDUSTRIAL/CONSTRUCTION: 480CK
INDUSTRIAL/CONSTRUCTION: 530CK
INDUSTRIAL/CONSTRUCTION: 580B (SN<8741258)
INDUSTRIAL/CONSTRUCTION: 580CK

OEM

A40963

CYLINDER END,
FEMALE THRD

Case IH



Model

1030 (DOM SN 8332878->)
730 (DOM SN 8332878->)
830 (DOM SN 8332878->)
930 (DOM SN 8339078->)

OEM

A41520

TIE ROD, FEMALE THREAD

Case IH



Model

1070
1090 (SN <-8678074)
1170 (SN <-8678074)
1175
770
870
970

OEM

A41561

CLAMP

Case IH

Model



1090
1170 (SN 8678074->)
1270
1370
1570

OEM

A43374

TIE ROD, OUTER

Case IH

Model



1070
1090 (SN <-8678074)
1170 (SN <-8678074)
1175
770
870
970

OEM

A44762

INNER TIE ROD

Case IH

Model







OEM

700109339

SICKLE DRIVE SOCKET

Case IH

		Model
		395 495 585 595 685 695 885 895
OEM		
1968464C1		
INNER TIE ROD	Case IH	
		Model
		1200 1210 1212 380CK 885 885N 990 995 996
OEM		
K929057		
TIE ROD	Case IH	
		Model
		494, 1594, 1690, 1694, 480E, 480LL, 580D, 580SD 580SE, 584D, 584E, 585D, 585E, 586D, 586E All MFD), (760, 860, All Trenchers w/ MFD)
OEM		
K260254		
TIE ROD	Case IH	
		Model
		1090 1170 1175 1270 1370 1570
OEM		
G102130		
PS CYLINDER END	Case IH	

		Model	
		200B 300B 400B 430 530 630	
OEM			
G45369			
TIE ROD	Case IH		
		Model	
		MAXXUM SERIE; 100- 110- 115- 125- 140 MXU SERIE; 100- 110- 115	
OEM			
81863802			
INNER TIE ROD	Case IH		
		Model	
		C100, C70, C80, C90, Mx100C Mx80C, Mx90C, 3210, 3220, 3230 395, 4210, 4220, 4230, 4240, 495 595, 695, 795, 895, 995, Mc100 Mc115, Mc80, Mc90	
OEM			
137047A1			
INNER TIE ROD	Case IH		
		Model	
		1896 2090 2094 2096 2290 2294	
OEM			
A160199 (TR9910)			
TIE ROD END-LONG	Case IH		



Model

80, TD75D, 90, TD5030, JX75, F120DT, F130DT, 70-66
140-90, 140-90DT, 160-90, 160-90DT, 180-90, TD5050
F140DT, 110-90DT, 115-90DT, 130-90, 130-90DT
TD80D, TD90D, TD95D, TM115, TM120, TM125,
TM130 TM165, TN55S, TN60SA, TN65F, TN65S

OEM

87395648 (TR-8465)

BALL JOINT: MFWD

Case IH



Model

1210, 1212, 1410, 1412, 885, 1190, 1290, 1390
1490, 1690, 990, 995, 996, 1194, 1294, 1394

OEM

K207721

TIE ROD

Case IH



Model

Magnum 215, Magnum 245, Magnum 255, Magnum 275,
Magnum 305, Mx180, Mx200, Mx210, Mx215, Mx220
Mx230, Mx240, Mx245, Mx255, Mx270, Mx275Right

OEM

87455743 (TR-5543)

TIE ROD: M38 RH

Case IH



Model





Case-IH (TRACTOR:
(7110, 7120, 7130, 7140, 7150, 7210, 7220, 7230, 7240,
7250, 8910, 8920, 8930, 8940, 8950 ALL MFWD))

OEM





128609A1 (TR-1809)

TIE ROD END,LH F





Case IH





		Model	
		1460, 1480, 1660, 1666, 1680, 1688, 2166, 2188 2344, 2366, 2388	
OEM			
359774A1 (TR-4779)			
TIE ROD, OUTER, LH	Case IH		
		Model	
		2090 780B	
OEM			
L59042			
PS CYLINDER END	Case IH		
		Model	
		770, 780, 850, 880, 885, 855N, 950, 990, 995, 996, 1190, 1194, 1200, 1210, 1212, 1290, 1294, 1390, 1394, 1410, 1412, 1490, 1690 380Ck	
OEM			
K908071			
TIE ROD END-CASE	Case IH		
		Model	
		420 535 3000 3500 3550 4000 4500	
OEM			
1277452C1			
TIE ROD, INNER	Case IH		

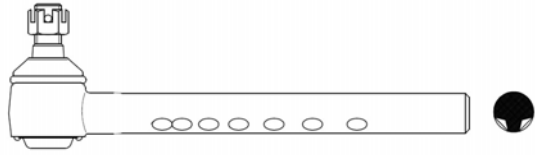
		Model	
		5088, 5288, 5488 7110, 7120, 7130, 7140, 7150	
OEM			
1277451C1			
TIE ROD	Case IH		
		Model	
		5120 5130 5140 5150 5220 5230 5240 5250	
OEM			
126144A1 (TR-9730)			
BALL JOINT LHT	Case IH		
		Model	
		40 45 50 D35 D40 D45 DX35 DX40 DX45	
OEM			
SBA334800641 (TR-1460)			
TIE ROD	Case IH		
		Model	
		2166, 2344, 2366 1440, 1460, 1640, 1644, 1660, 1666, 2144	
OEM			
1302687C1 (TR-7862)			
TIE ROD, RH	Case IH		

		Model	
		580Sk 5120 5130 5140 5220 5230 5240 5250	
OEM			
126145A1			
BALL JOINT RHT	Case IH		
		Model	
		7110, 7120, 7130, 7140, 7150, 7210, 7220 7230, 7240, 7250, 8910, 8920, 8930, 8940	
OEM			
128604A1 (TR-1804)			
TIE ROD END	Case IH		
		Model	
		580N, 580SN, 580SM+, 570LXT, 570MXT, 586H, 580N EP, 588H, 570N EP, 570NXT, 580SM, 580SL, 585G, 586G, 588G, 590SM, 2120, 580M, 2130, 580L, 2140, 590SM+, 2150	
OEM			
112509A1 (RE2017818R)			
TIE ROD,INNER,BA	Case IH		
		Model	
		New Holland (CR9040; CR9060; CR9070; CR920; CR940; CR960; CR970; CX8070; CX8080; CX8090; CX840; CX860; CX880) Case IH (AFX8010; 7120; 7240; 8010; 8120; 8230; 8240; 9120; 9240; 7010; 9230)	
OEM			
84814042 (CE2404)			
CYLINDER END: ST	Case IH Ford / New Holland		

MASSEY FERGUSON

		Model	
		1100 1105 1130 1135 1150 1155	
OEM			
1026382M93			
TIE ROD	Massey Ferguson (MF)		
		Model	
		INDUSTRIAL/CONSTRUCTION:30(IND) INDUSTRIAL/CONSTRUCTION:31(IND) INDUSTRIAL/CONSTRUCTION:3165(TURFANDUTILITYLH) 165 168 175 188 255 265 275 285 290	
OEM			
1028098M91			
TIE ROD	Massey Ferguson (MF)		
		Model	
		INDUSTRIAL/CONSTRUCTION: 30 (IND) INDUSTRIAL/CONSTRUCTION: 31 (IND) 165 168 175 185 188 255 265 275 285 290	
OEM			
1028262M91			
TIE ROD	Massey Ferguson (MF)		
		Model	
		INDUSTRIAL/CONSTRUCTION: 30 (IND) INDUSTRIAL/CONSTRUCTION: 31 (IND) 165 168 175 185 188 255 265 275 285 290	
OEM			
1028264M91			
TIE ROD	Massey Ferguson (MF)		

		Model	
OEM			
1028265M92			
BALL JONT	Massey Ferguson (MF)		
		Model	
		1080 1085 180 185	
OEM			
1028268M92			
TIE ROD	Massey Ferguson (MF)		
		Model	
		TRACTOR: 265 (NARROW ORCHARD)	
OEM			
1032254M91			
TIE ROD (LONG)	Massey Ferguson (MF)		
		Model	
		FORKLIFT: 4500 (IND) INDUSTRIAL/CONSTRUCTION: 20C INDUSTRIAL/CONSTRUCTION: 2200 INDUSTRIAL/CONSTRUCTION: 30B INDUSTRIAL/CONSTRUCTION: 40B 235 245 (ORCHARD) 265 (with dual steering cylinders) 285 (with dual steering cylinders)	
OEM			
1033035M91 (1033035M92)			
PS CYLINDER END	Massey Ferguson (MF)		




OEM

1043487M91 / 1043491M91

DRAG LINK ROD, LH | Massey Ferguson (MF)

Model

TRACTOR: 235 (W/STD STRAIGHT AXLE)



OEM

1044294M91

TIE ROD, OUTER RH | Massey Ferguson (MF)

Model

245 (HVY DUTY FRONT)
285



OEM

1044295M91

INNER TIE ROD | Massey Ferguson (MF)

Model

245 (W/HVY DUTY FRONT)
285



OEM

1044297M91

TIE ROD | Massey Ferguson (MF)

Model

245 (W/ HVY DUTY FRONT)
285



Model

245 (W/HVY DUTY FRONT)
285

OEM

1044298M91

TIE ROD, OUTER

Massey Ferguson (MF)



Model

230 (SN <9A349239)
245

OEM

1048272M91

RH/LH TIE ROD

Massey Ferguson (MF)



Model

230

OEM

1048273M91

TIE ROD, OUTER RH

Massey Ferguson (MF)



Model

235 (W/ STD STRAIGHT AXLE)

OEM

1056235M91

DRAG LINK END R/L

Massey Ferguson (MF)



Model

2640 (W/ MFWD)
3505 (W/ MFWD)
3525 (W/ MFWD)
3545 (W/ MFWD)
3630 (W/ MFWD)
3650 (W/ MFWD)

OEM

1617829M1

TIE ROD (RH)

Massey Ferguson (MF)



Model

298
698 (W/ 2WD)
699 (W/ 2WD)

OEM

1678023M1 (1678023M3)

TIE ROD (LONG)

Massey Ferguson (MF)



Model

INDUSTRIAL/CONSTRUCTION: 20D (W/ ADJ AXLE)
240
250

OEM

1692144M1

TIE ROD (LONG)

Massey Ferguson (MF)



Model

INDUSTRIAL/CONSTRUCTION: 2135
INDUSTRIAL/CONSTRUCTION: 30
TEA20
TED20
TEF20
TO20
TO30
TO35
135 (EARLY)
135 UK
35

OEM

180381M91

TIE ROD

Massey Ferguson (MF)



Model

INDUSTRIAL/CONSTRUCTION: 30
 TEA20
 TED20
 TEF20
 TO20
 TO30
 TO35
 135 (EARLY)
 350

OEM

180391M91

TIE ROD

Massey Ferguson (MF)



Model

240 (MAN STRG)

OEM

1808432M1

TIE ROD (LONG)

Massey Ferguson (MF)



Model

INDUSTRIAL/CONSTRUCTION: 99
 F40
 150
 175 UK
 178 (UK)
 50
 50 (SN <-533422)
 65 (GAS SN <-692932 / DIESEL SN <-692932)
 65 (HD)
 765 (HD SN 526081->)

OEM

182510M91

TIE ROD, LONG TUBE END

Massey Ferguson (MF)



Model




50
 50 (SN <-528163)
 65 (GAS SN <-671680 / DIESEL SN <-667918)
 765 (SN 526080->)

OEM





182519M91

TIE ROD, INNER RH


Massey Ferguson (MF)


		Model	
		INDUSTRIAL/CONSTRUCTION: 20150 INDUSTRIAL/CONSTRUCTION: 202165 INDUSTRIAL/CONSTRUCTION: 203175 INDUSTRIAL/CONSTRUCTION: 204178 INDUSTRIAL/CONSTRUCTION: 20535 GOVT. INDUSTRIAL/CONSTRUCTION: 2135(Utility)35 TURF INDUSTRIAL/CONSTRUCTION: 30E35 UTILITY INDUSTRIAL/CONSTRUCTION: 3165(Turf & Utility)50 50 MASSEY HARRIS 65	
OEM			
182534M91			
FRONT TIE ROD RH	Massey Ferguson (MF)		
		Model	
		SUPER 90 (WHEAT / RICE) 50 (MULTI-PURPOSE) 65 (UTIL SN<685256) 88 (WESTERN)	
OEM			
183388M91			
TIE ROD (SHORT)	Massey Ferguson (MF)		
		Model	
		INDUSTRIAL/CONSTRUCTION: 32 (IDRS) INDUSTRIAL/CONSTRUCTION: 99 (IDRS) 150 50 (SN 528163-533422) 65 (GAS SN 671680-692932 / DIESEL SN 667918-69293)	
OEM			
18606=186065M91			
TIE ROD TUBE W/CLAMP	Massey Ferguson (MF)		
		Model	
		INDUSTRIAL/CONSTRUCTION: 99 F40 150 175 UK 178 (UK) 50 50 (SN <-533422) 65 (GAS SN <-692932 / DIESEL SN <-692932) 65 (HD) 765 (HD SN 526081->)	
OEM			
186061M91			
TIE ROD, LONG TUBE END	Massey Ferguson (MF)		


		Model	
		INDUSTRIAL/CONSTRUCTION: 99 150 175 UK 178 (UK) 50 (SN 528163-533422) 65 (GAS SN 671618-692932, DSL SN 667918-692932, ALSO HD 765 (HD SN 526081->)	
OEM			
186063M91			
TIE ROD	Massey Ferguson (MF)		
		Model	
		INDUSTRIAL/CONSTRUCTION: 32 (IDRS) INDUSTRIAL/CONSTRUCTION: 99 (IDRS) 150 50 (SN 528163-533422) 65 (GAS SN 671680-692932 / DIESEL SN 667918-69293)	
OEM			
186066M91			
RH OUTER ADJ. TIE ROD	Massey Ferguson (MF)		
		Model	
		INDUSTRIAL/CONSTRUCTION: 32 (IDRS) INDUSTRIAL/CONSTRUCTION: 99 (IDRS) 150 50 (SN 528163-533422) 65 (GAS SN 671680-692932 / DIESEL SN 667918-69293)	
OEM			
186077M92			
TIE ROD	Massey Ferguson (MF)		
		Model	
		50 50 (SN <-528163) 65 (GAS SN <-671680 / DIESEL SN <-667918) 765 (SN 526080->)	
OEM			
186235M91			
OUTER RH TIE ROD	Massey Ferguson (MF)		


		Model	
		F40 50 50 (SN <-528163) 65 (GAS SN <-671680 / DIESEL SN <-667918)	
OEM			
186236M91			
OUTER RH TIE ROD	Massey Ferguson (MF)		
		Model	
		150 165 50 (SN 533423->) 65 (SN 692932->)	
OEM			
192863M1			
TIE ROD END RH	Massey Ferguson (MF)		
		Model	
		150 165 50 (SN 533423->) 65 (SN 692932->)	
OEM			
192864M1			
TIE ROD;LONG TUBE END	Massey Ferguson (MF)		
		Model	
		150 165 50 (SN 533423->) 65 (SN 692932->)	
OEM			
192866M1			
TIE ROD ; LONG (LH)	Massey Ferguson (MF)		

		Model	
		FORKLIFT: 2500 FORKLIFT: 6500 INDUSTRIAL/CONSTRUCTION: 302 (SN 11970021->) INDUSTRIAL/CONSTRUCTION: 304 (SN 11970021->) INDUSTRIAL/CONSTRUCTION: 356 (SN 670001371->) INDUSTRIAL/CONSTRUCTION: 50A INDUSTRIAL/CONSTRUCTION: 50C INDUSTRIAL/CONSTRUCTION: 50D 50	
OEM		193821M1	
TIE ROD, RH THREAD	Massey Ferguson (MF)		
		Model	
		FORKLIFT: 2500 FORKLIFT: 6500 INDUSTRIAL/CONSTRUCTION: 50A INDUSTRIAL/CONSTRUCTION: 50C INDUSTRIAL/CONSTRUCTION: 50D 50	
OEM		193822M1	
TIE ROD, LH THREAD	Massey Ferguson (MF)		
		Model	
		2640 (W/ 2WD) 3505 (W/ 2WD) 3525 (W/ 2WD) 3545 (W/ 2WD)	
OEM		3033243M3	
TIE ROD LONG	Massey Ferguson (MF)		
		Model	
		2675 (W/STD DUTY AXLE SN <-7193) 2705 (W/STD DUTY AXLE SN <-7193)	
OEM		3040676M92	
TIE ROD, OUTER LH	Massey Ferguson (MF)		

		Model	
		3050 (W/ 2WD) 3060 (W/ 2WD) 3070 (W/ 2WD) 3090 (W/ 2WD) 3120 (W/ 2WD) 3140 (W/ 2WD) 3630 (W/ 2WD) 3650 (W/ 2WD) 3655 (W/ 2WD) 3660 (W/ 2WD) 3680 (W/ 2WD)	3690 (W/ 2WD) 6150 (W/ 2WD) 6170 (W/ 2WD) 6180 (W/ 2WD) 8120 (W/ 2WD) 8140 (W/ 2WD) 8150 (W/ 2WD) 8160 (W/ 2WD)
OEM			
3104945M1			
TIE ROD (SHORT)	Massey Ferguson (MF)		

		Model	
		3140 (W/ MFWD) 3630 (W/ MFWD) 3650 (W/ MFWD) 3655 (W/ MFWD) 3660 (W/ MFWD) 3670 (W/ MFWD) 3680 (W/ MFWD) 3690 (W/ MFWD)	
OEM			
3426276M1			
CYLINDER END	Massey Ferguson (MF)		

		Model	
		3070 (W/ MFWD) 3075 (W/ MFWD) 3090 (W/ MFWD) 3120 (W/ MFWD)	
OEM			
3426313M1			
CYLINDER END	Massey Ferguson (MF)		

		Model	
		3050 (W/ MFWD) 3060 (W/ MFWD)	9880
OEM			
3426336M1			
CYLINDER END	Massey Ferguson (MF) Landini		



Model

3505 (W/ MFWD)
 3525 (W/ MFWD)
 3545 (W/ MFWD)
 360 (W/ MFWD SN <0947)
 375 (W/ MFWD)
 390 (W/ MFWD)
 390T (W/ MFWD)
 398 (W/ MFWD)
 399 (W/ MFWD W/ 1006.6 ENG)

OEM

3426773M3

TIE ROD (THREADED)

Massey Ferguson (MF)



Model

362 (MFWD W/ AG66 Wide Front Axle)
 4225 (MFWD W/ AG66 Wide Front Axle)
 4235 (MFWD W/ AG66 Wide Front Axle)
 4240 (MFWD W/ AG66 Wide Front Axle)
 4325 (MFWD W/ AG66 Wide Front Axle)
 4335 (MFWD W/ AG66 Wide Front Axle)

OEM

3428818M2

CYLINDER END

Massey Ferguson (MF)



Model

240 (4WD SN A20286>)
 4245 (w/ Narrow Axle)
 4255 (w/ Narrow Axle)
 4265 (w/ Narrow Axle)

OEM

3429173M1

TIE ROD

Massey Ferguson (MF)



Model

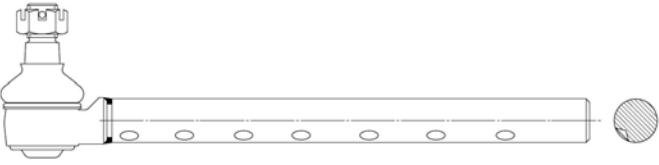


3670 (4WD SN C278015>)
 3690 (4WD SN C278015>)
 8150 (4WD)
 8160 (4WD)

OEM

3429731M1

TIE ROD W/TUBE

Massey Ferguson (MF)

		Model	
		240 (UK SN 2773N01001->) 253 (UK MODEL) 350 (UK MODEL) 360 (UK MODEL) 362 (UK MODEL)	
OEM			
3475945M91			
TIE ROD	Massey Ferguson (MF)		
		Model	
		240 (UK SN 2773N01001->) 253 (UK MODEL) 350 (UK MODEL) 360 (UK MODEL) 362 (UK MODEL)	
OEM			
3475946M91			
TIE ROD	Massey Ferguson (MF)		
		Model	
		375 (W/ ENG SN<33139) 383 (W/ ENG SN<33139) 390 (W/ ENG SN<33139) 390T (W/ ENG SN<33139) 398 (W/ ENG SN<33139) 399 (W/ ENG SN<33139)	
OEM			
3595527M91			
CYLINDER END	Massey Ferguson (MF)		
		Model	
		6170 (4WD) 6180 (4WD) 6270 (4WD) 6280 (4WD)	
OEM			
3764024M1			
TIE ROD W/TUBE	Massey Ferguson (MF)		



Model

3645 (SN <E010033 4WD W/ AG105 AXLE)
3655 (SN <E010033 4WD W/ AG105 AXLE)
3660 (SN C278049> 4WD W/ AG105 AXLE)
8120 (SN <E010033 4WD W/ AG105 AXLE)
8140 (SN <E010033 4WD W/ AG105 AXLE)

OEM

3764132M1

TIE ROD W/TUBE

Massey Ferguson (MF)



Model

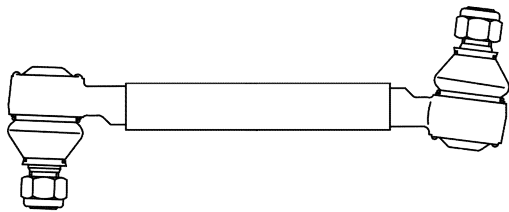
3645 (SN E010034> 4WD)
3655 (SN E010034> 4WD)
8120 (SN E010034> 4WD)
8140 (SN E010034> 4WD)
8210 (4WD)
8220 (4WD)
8240 (4WD)
8250 (4WD)

OEM

3764286M1

TIE ROD

Massey Ferguson (MF)



Model

INDUSTRIAL/CONSTRUCTION: 30
INDUSTRIAL/CONSTRUCTION: 31
INDUSTRIAL/CONSTRUCTION: 3165
175

OEM

50743= 507436M91

TIE ROD RH

Massey Ferguson (MF)

Model



INDUSTRIAL/CONSTRUCTION: 30 (DSL)
INDUSTRIAL/CONSTRUCTION: 3165
165 (DSL)
175 (CONT. GAS)

OEM

518434 = 518434M91


DRAG LINK ASSY


Massey Ferguson (MF)


		Model	
		INDUSTRIAL/CONSTRUCTION: 99 F40 150 175 UK 178 (UK) 50 50 (SN <-533422) 65 (GAS SN <-692932 / DIESEL SN <-692932) 65 (HD) 765 (HD SN 526081->)	
OEM			
880012M92			
TIE ROD, LONG TUBE END	Massey Ferguson (MF)		
		Model	
		INDUSTRIAL/CONSTRUCTION: 32 (IDRS) INDUSTRIAL/CONSTRUCTION: 99 (IDRS) 150 50 (SN 528163-533422) 65 (GAS SN 671680-692932 / DIESEL SN 667918-69293)	
OEM			
881883M91			
RH OUTER ADJ. TIE ROD	Massey Ferguson (MF)		
		Model	
		INDUSTRIAL/CONSTRUCTION: 32 (IDRS) INDUSTRIAL/CONSTRUCTION: 99 (IDRS) 150 50 (SN 528163-533422) 65 (GAS SN 671680-692932 / DIESEL SN 667918-69293)	
OEM			
880009M92			
RH OUTER ADJ. TIE ROD	Massey Ferguson (MF)		
		Model	
		INDUSTRIAL/CONSTRUCTION: 99 F40 150 175 UK 178 (UK) 50 50 (SN <-533422) 65 (GAS SN <-692932 / DIESEL SN <-692932) 65 (HD) 765 (HD SN 526081->)	
OEM			
881888M92			
TIE ROD, LONG TUBE END	Massey Ferguson (MF)		


		Model	
		INDUSTRIAL/CONSTRUCTION: 99 150 175 UK 178 (UK) 50 (SN 528163-533422) 65 (GAS SN 671618-692932, DSL SN 667918-692932, ALSOHD 765 (HD SN 526081->)	
OEM			
894173M91			
TIE ROD	Massey Ferguson (MF)		
		Model	
		INDUSTRIAL/CONSTRUCTION: 99 150 175 UK 178 (UK) 50 (SN 528163-533422) 65 (GAS SN 671618-692932, DSL SN 667918-692932, ALSOHD 765 (HD SN 526081->)	
OEM			
880008M92			
TIE ROD	Massey Ferguson (MF)		
		Model	
		INDUSTRIAL/CONSTRUCTION: 99 150 175 UK 178 (UK) 50 (SN 528163-533422) 65 (GAS SN 671618-692932, DSL SN 667918-692932, ALSOHD 765 (HD SN 526081->)	
OEM			
182507M91			
TIE ROD	Massey Ferguson (MF)		
		Model	
		INDUSTRIAL/CONSTRUCTION: 99 150 175 UK 178 (UK) 50 (SN 528163-533422) 65 (GAS SN 671618-692932, DSL SN 667918-692932, ALSOHD 765 (HD SN 526081->)	
OEM			
880003M1			
TIE ROD	Massey Ferguson (MF)		

		Model	
		INDUSTRIAL/CONSTRUCTION: 99 150 175 UK 178 (UK) 50 (SN 528163-533422) 65 (GAS SN 671618-692932, DSL SN 667918-692932, ALSOHD 765 (HD SN 526081->)	
OEM			
880088M91			
TIE ROD	Massey Ferguson (MF)		
		Model	
		INDUSTRIAL/CONSTRUCTION: 99 150 175 UK 178 (UK) 50 (SN 528163-533422) 65 (GAS SN 671618-692932, DSL SN 667918-692932, ALSOHD 765 (HD SN 526081->)	
OEM			
881884M91			
TIE ROD	Massey Ferguson (MF)		
		Model	
		165 168 175 (SN 724933->) 178 (SN 724937->) 185 188 255 265 270 275 282	283 290 565 575 590 675 690
OEM			
881736M92			
LH/RH ADJ. ROD END	Massey Ferguson (MF)		
		Model	
		165 168 175 (SN 724937->) 178 (SN 724937->) 185 255 265 270 275 282 283	290 565 575 590 675 690
OEM			
886797M91			
LH INNER TUBE W/END	Massey Ferguson (MF)		

		Model	
		165 168 175 (SN 724933->) 185 188 255 265	290 565 575 590 675 690
OEM			
886802M91			
RH THREADED ROD END	Massey Ferguson (MF)		

		Model	
		30 31 175	
OEM			
1028514M91 (TR4158)			
TIE ROD END	Massey Ferguson (MF)		

		Model	
		TEA20 TED20 TEF20	
OEM			
825695M91 (TR5965)			
TIE ROD	Massey Ferguson (MF)		

		Model	
		x	
OEM			
3756554M94 (TR-3754R)			
TIE ROD, RH	Massey Ferguson (MF)		



Model

365, 375, 383, 390, 390T, 398, 399, 4225, 4235, 4240, 4243, 4245, 4253, 4255, 4260, 4263, 4265, 4270

OEM

3599679M91

POWER STEERING,C Massey Ferguson (MF)



Model

240 4WD w/ s/n A20286-362, 4225, 4235, 4245, 4255, 4265 All 4WD w/ AG66

OEM

3428268M1

TIE ROD,INNER,BA Massey Ferguson (MF)



Model

135
235
245

OEM





908825M1

TIE ROD Massey Ferguson (MF)

Model

OEM

FORD/NEW HOLLAND

		Model	
		TW10 TW20 20	
OEM			
D8NN3280DA (TR-3280)			
TIE ROD	Ford / New Holland		
		Model	
		TL100 TL70 TL80 TL90 TS100 TS110 TS115 TS90 5640 6635 6640	7635 7740 7840
OEM			
5168933			
TIE ROD ASSY.	Ford / New Holland		
		Model	
		TS100 TS110 TS90 8240 8340	
OEM			
81863813			
CYLINDER END	Ford / New Holland		
		Model	
		TS100 TS110 TS90 5640 6640 7740 7840	
OEM			
81864106			
TIE ROD, LONG	Ford / New Holland		



Model

3230 (4 WD W/ CAR707 AXLE)
 3430 (4 WD W/ CAR707 AXLE)
 3930 (4 WD W/ CAR707 AXLE)
 4130 (4 WD W/ CAR707 AXLE)
 4630 (4 WD W/ CAR707 AXLE)
 4830 (4 WD W/ CAR707 AXLE)
 5030 (4 WD W/ CAR707 AXLE)

OEM

81878537

TIE ROD END

Ford / New Holland



Model

3230 (4 WD W/ CAR707 AXLE)
 3430 (4 WD W/ CAR707 AXLE)
 3930 (4 WD W/ CAR707 AXLE)
 4130 (4 WD W/ CAR707 AXLE)
 4630 (4 WD W/ CAR707 AXLE)
 4830 (4 WD W/ CAR707 AXLE)
 5030 (4 WD W/ CAR707 AXLE)

OEM

81878543 (137048A1)

TIE ROD

Ford / New Holland



Model

5010	6810
5110 (4 WD W/ CAR709 AXLE)	6810 (4 WD W/ CAR709 AXLE)
5110 (4 WD W/CAR709 AXLE)	6810 (4 WD W/CAR709 AXLE)
5610	7010
5610 (4 WD W/ CAR709 AXLE)	7610
5610 (4 WD W/CAR709 AXLE)	7610 (4 WD W/ CAR709 AXLE)
6410 (UK ONLY)	7610 (4 WD W/CAR709 AXLE)
6410 (4 WD W/ CAR709 AXLE)	7710 (FLAT DECK)
6410 (4 WD W/CAR709 AXLE)	
6610	
6610 (4 WD W/ CAR709 AXLE)	
6610 (4 WD W/CAR709 AXLE)	

OEM

81878554

TIE ROD

Ford / New Holland



Model

5110
 5610
 6410 (UK ONLY)
 6610
 6810
 7010
 7610
 7710 (FLAT DECK)
 7810
 7910
 8010

OEM





81878555

TIE ROD

Ford / New Holland





		Model	
		INDUSTRIAL/CONSTRUCTION: LB110 INDUSTRIAL/CONSTRUCTION: LB75 INDUSTRIAL/CONSTRUCTION: LB90 INDUSTRIAL/CONSTRUCTION: 555E (SN 31008659>) INDUSTRIAL/CONSTRUCTION: 575E (SN 31008659>) INDUSTRIAL/CONSTRUCTION: 655E (SN 31008659>) INDUSTRIAL/CONSTRUCTION: 675E (SN 31008659>)	
OEM			
85805977			
TIE ROD	Ford / New Holland		
		Model	
		8N (48-54 USED ON FRONT OF DRAG LINK)	
OEM			
8N3270			
FRONT DRAG LINK	Ford / New Holland		
		Model	
		2N (39-47 USED ON FRONT OF DRAG LINK) 9N (39-47 USED ON FRONT OF DRAG LINK)	
OEM			
9N3270			
FRONT DRAG LINK	Ford / New Holland		
		Model	
		SUPER DEXTA (57/64) 2000 (65/75) 2600 (75/81 LESS CAB W/ MANL STRG) 2610 (81/ 9/84 LESS CAB W/ MANL STRG) 3000 (65/75) 3600 (75/81 LESS CAB W/ MANL STRG) 3610 (81/ 9/84 LESS CAB W/ MANL STRG) 3910 (LESS CAB W/ MANL STRG) 4100 (75/81 LESS CAB W/ MANL STRG) 4110 (LESS CAB W/ MANL STRG) 4600SU (W/ MANL STRG) 4610SU (W/ MANL STRG)	
OEM			
957E3290B			
TIE ROD	Ford / New Holland		

		Model	
		SUPER DEXTA (57/64) 2000 (65/75) 2600 (75/81 LESS CAB W/ MANL STRG) 2610 (81/ 9/84 LESS CAB W/ MANL STRG) 3000 (65/75) 3600 (75/81 LESS CAB W/ MANL STRG) 3610 (81/ 9/84 LESS CAB W/ MANL STRG) 3910 (LESS CAB W/ MANL STRG) 4100 (75/81 LESS CAB W/ MANL STRG) 4110 (LESS CAB W/ MANL STRG) 4600SU (W/ MANL STRG) 4610SU (W/ MANL STRG)	
OEM			
957E3307B			
TIE ROD	Ford / New Holland		
		Model	
		5110 5610 5900 6410 6710 6810 7410 7610	
OEM			
ZP0501206191			
BALL JOINT AND TUBE	Ford / New Holland		
		Model	
		5110 5610 5900 6410 6610 6710 6810 7410	
OEM			
ZP0501206190			
BALL JOINT AND TUBE	Ford / New Holland		
		Model	
		5010 5110 5610 6410 6610 6810 7610 7710 All 4WD w/ CAR709 Axle)	5610 6410 UK Only 6610 6810 7010 7610 7710 Flat Deck
OEM			
81878554			
TRACTOR TIE ROD OUTER LH	Ford / New Holland		

		Model	
		Tw15 Tw5 8530 8630	
TSI NO			
ZP0501205462			
RH TIE ROD	Ford / New Holland		
		Model	
		Tw15 Tw5 8530 8630	
OEM			
ZP0501205461			
LH TIE ROD	Ford / New Holland		
		Model	
		5000 5340 5600 5610 6410 6600 6610 7000 7600	
OEM			
C7NN3280F			
TIE ROD	Ford / New Holland		
		Model	
		3010S 5610 5610S 5900 6610 6610S 6810 7610 7610S 7810 7810S, 8010	
OEM			
E3NN3N981AA			
TIE ROD	Ford / New Holland		

		Model	
		8000 8200 8600 8700 9200	
OEM			
C7NN3280D			
TIE RODS(AGRIC.)	Ford / New Holland		
		Model	
		5640 6640 7740 7840 SERIE TS; 80- 90- 100- 110	
OEM			
81864114(530325)			
INNER TIE ROD	Ford / New Holland		
		Model	
		X	
OEM			
87395856(TR3956ASSY)			
TIE ROD ASSEMBLY	Ford / New Holland		
		Model	
		3430 3930 4100 4130 4330 4340 4600 4610	
OEM			
C5NN3289C			
TIE ROD, SHORT F	Ford / New Holland		

		Model	
		250C 340 340A 340B 345C 345D 445 445A 445C 450 540A, 540B, 545A, 545C, 545D	
OEM			
D8NN3290AA (TR5390)			
TIE ROD LH THREA	Ford / New Holland		
		Model	
		010S, 4010S, 5100, 5110 5600, 5610, 5610S, 5900 6410, 6600, 6610, 6610S 6710, 6810, 6810S, 7010 7100, 7600, 7610, 7610S 7810, 7810S, 8010	
OEM			
E3NN3B539AA			
TIE ROD	Ford / New Holland		
		Model	
		5610S, 6610S, 6810S, 7610S Tb100, TB110, Tb120, Tb80 Tb85, TB90	
OEM			
133743613 (RE2021024R)			
BALL JOINT	Ford / New Holland		
		Model	
		5700, 6700, 6710, 7700, 7710, 7810, 7910 8000, 8210, 8530, 8630, 8700, 8730, 8830 9000, 9700, TW5, TW15, TW25, TW30, TW35	
OEM			
E6NN3N981AA			
TIE ROD	Ford / New Holland		

		Model	
		5000 5100 7100 7200 7000 6110	
OEM			
C5NN3281C (TR1832)			
TIE ROD	Ford / New Holland		
		Model	
		1120, 1220, 1300, 1310, 1510, DX21 DX23, Dx24, Dx26, MC22, MC28, MC35 Tc18, TC21, TC21D, TC21DA, TC23DA TC24D, TC24DA, TC26DA	
OEM			
SBA334801360 (TR6310)			
TIE ROD END	Ford / New Holland		
		Model	
		550 555 555A 555B 650 655 655A 750 755A	
OEM			
D9NN3A302AB			
TIE ROD	Ford / New Holland		
		Model	
		X	
OEM			
81863815 (TR5813)			
TIE ROD END	Ford / New Holland		



Model

230a, 4410, 2000, 3000, 231, 234, 531, 800 Series, 3600, 532, 335, 3400, 600 Series, 4600

OEM

E2NN3A540BJ (RG202)

BALL JOINT, MALE

Ford / New Holland



Model

570L
580L
580SL
580M
580SM
585G
586G
588G

OEM

87710157 (TR8157)

TIE ROD LH/RH AS

Ford / New Holland



Model

T8010
T8020
T8030
T8040
T8050
TG210
TG215

OEM

87417424 (TR4248)

TIE ROD END

Ford / New Holland



Model





6710
7610
7710
7910
8210
TW5

OEM

ZP0501205463

TIE ROD, LH

Ford / New Holland

		Model
		600 Series 800 Series 2000 & 4000 Series NAA
OEM		
NAA3270A		
TIE ROD	Ford / New Holland	
		Model
		5000 5100 5600 5610 5900 6600 6610 7000 7100 7600 7610 (All W P/S)
OEM		
C7NN3281A		
TIE RODS(AGRIC.)	Ford / New Holland	
		Model
		230A, 231, 234, 334, 335, 530A, 531, 2000, 2100, 2110, 2120, 2150, 2310, 2600, 2600V, 2610, 2810, 2910, 3000, 3055, 3100, 3150, 3330, 3600, 3600V, 3610, 3900, 3910, 4100, 4110, 4140, 4330, 4340, 4600SU, 4610 (with 201 Diesel or 210 Gas Engine).
OEM		
C5NN3A300B		
FRONT DRAG LINK	Ford / New Holland	
		Model
		5200 7200 8000 9000 9700 8200 8600 8700
OEM		
C7NN3289C		
TIE ROD, OUTER, LH	Ford / New Holland	



Model

3230, 3430, 3930, 3930N, 3930No
4130, 4130No, 4630, 4630N
4630No, 4630O, 4830, 4830N, 5030, 5030O

OEM

E7NN3289DA (TR-9823)

TIE ROD

Ford / New Holland



Model

G215, TG230, TG245, TG255, TG275, TG285
TG305
T8010, T8020, T8030, T8040, T8050, TG210

OEM

87417426 (TR-6247)

TIE ROD END

Ford / New Holland



Model

1700, TC31DA, TC33, TC33DA, TC29DA, TC30
DX29, DX31, DX33, DX34, DX35, Fits FARMALL 31,
Fits FARMALL 35
1710, Boomer 2030, Boomer 2035, T1510, T1520, T2210,
T2220

OEM

SBA334800781 (TR-1870)

TIE ROD END

Ford / New Holland



Model


1700, TC31DA, TC33, TC33DA, TC29DA, TC30
DX29, DX31, DX33, DX34, DX35, Fits FARMALL 31,
Fits FARMALL 35
1710, Boomer 2030, Boomer 2035, T1510, T1520, T2210,
T2220

OEM





SBA334800771 (TR-1770)

TIE ROD END

Ford / New Holland

		Model	
		3010S, 5610, 5900, 6610, 6610S, 6810, 7610, 7610S	
OEM			
E3NN3289AA (TR-289)			
TIE ROD	Ford / New Holland		
		Model	
		1300	
OEM			
SBA334801390 (TR-9310)			
TIE ROD	Ford / New Holland		
		Model	
		TW10 TW20 TW30 TW35 8000 8700 9700	
OEM			
D8NN3289DB (MF002)			
TIE ROD	Ford / New Holland		
		Model	
		3230 3430 3930 4130 4630 4830 5030	
OEM			
E7NN3278A			
TIE ROD	Ford / New Holland		

		Model
		6700, 6710, 7700, 7710, 7810, 7910, 8210, 8530, 8630, 8700, 8730, 8830, 9700, TW10, TW15, TW20, TW25, TW30, TW35, TW5
OEM		
D8NN3B539AB		
TIE ROD	Ford / New Holland	
		Model
		4000 4100 4600 4610
OEM		
C5NN3A300A/B (D0NN3A300A)		
FRONT DRAG LINK	Ford / New Holland	
		Model
		250C, 260C, 345C, 345D, 445, 445A, 445C, 445D 450, 455, 455C, 455D, 545, 545A, 545C, 545D 550, 555, 555A, 555B, 555C, 555D, 575D, All w/ FWD
OEM		
CAR88759		
TIE ROD,INNER,LH	Ford / New Holland	
		Model
		5000, 5100, 7000, 7100 All w/ PS 65- 5610, 6610, 7610 All w/ PS 81-85 5900 w/ PS 85-
OEM		
C7NN3280E		
TIE RODS(AGRIC.)	Ford / New Holland	

		Model	
		5100 w/PS 9/70, 5600 w/PS 75 / Hi Clr 75-2/77 5610 w/PS 81-3/85, 5900 85, 6600 w/PS 75 / Hi Clr 75-2/77 610 w/PS 81-3/85, 7100 (w/PS 9/70) 7600 (w/PS 75 / Hi Clr 75-2/77), 7610 (85)	
OEM			
C7NN3B161A			
TIE RODS(AGRIC.)	Ford / New Holland		
		Model	
		5000 9/70-75, 5100, 5600 75-81, 5610 9/70 5900, 6600 75-81, 6610 9/70, 7000 9/70-75 7100, 7600 75-81, 7610 9/70	
OEM			
E0NN3304CA (DL4033)			
TIE ROD	Ford / New Holland		
		Model	
		3430, 3930, 4000, 4330, 4340, 4600, 4600SU, 4610 4630, 4830, 5030	
OEM			
C5NN3278A			
TIE RODS(AGRIC.)	Ford / New Holland		
		Model	
		2N, 8N, 9N, 600 Series, 800 Series 2000 Series, 4000 Series, NAA	
OEM			
NAA33271A			
FD DRAG LINK	Ford / New Holland		



Model

TW10,TW15,TW20,TW25,TW30,TW35,TW5,5700,6700,6710,7700,7710,7810,7910,8000,8210,8530,8630,8700,8730,8830,9000,9700

OEM

E1NN3289AA

TIE ROD,SHORT

Ford / New Holland



Model

555C
555D
555E
575D
575E
655C
655D
655E
675D
675E

OEM

83961705 (TR-5071)

TIE ROD

Ford / New Holland



Model

550
555
555A
555B
655
655A

OEM

D9NN3A303AB

TIE ROD,POWER ST

Ford / New Holland



Model

2000, 2600, 3000, 3600, 4000SU
2600, 3600, 4600SU, 2310, 2610
2910, 3610, 3910, 4610SU, 231
335, 531

OEM

C5NN3A302B

CYLINDER BALL JO

Ford / New Holland



Model

TD5010-TD5050, TD60D-TD75D, TL70-TL100, TN55-TN95FA, TS900-TS115, TT55-TT75A, T4020-T4050F, 3010S,3430, 3830, 3930, 4030, 4130, 4230, 4430, 4630, 4830, 4835, 5030, 5635, 5640, 6635, 6640, 7635, 7740, 7840, 800 Series,

OEM

5109553

TIE ROD,INNER

Ford / New Holland



Model

TC35, TC35A, TC35D, TC35DA, TC40, TC40A, TC40D TC40DA, TC45, TC45A, TC45D, TC45DA, T2310, T2320 40, 45, 50, D35, D40, D45, DX35, DX40, DX45 T2330, Boomer 3040, Boomer 3045, Boomer 3050

OEM

SBA334800631 (TR-1360)

TIE ROD END

Ford / New Holland

Model

OEM

Model

OEM

KUBOTA

		Model	
		M105S (4WD) M105X (4WD) M110 (4WD) M9000 (4WD) M95S (4WD)	
OEM			
3A161 (3A161-62920)			
TIE ROD EMD,STEER CYL.	Kubota		
		Model	
		M4030 M4950-S M5030 M5950-S M6030 M6800 M6950-S M7030 M7030SU M8030 M8200 M9000	
OEM			
35533 / 35533-62920			
TIE ROD EMD,STEER CYL.	Kubota		
		Model	
		M4950 (2WD SN <10030 or 4WD SN <50122) M5950 (2WD SN <10030 or 4WD SN <50031) M6950 (2WD SN <10030 or 4WD SN <50061) M7950 (2WD SN <10030 OR 4WD SN <50232)	
OEM			
35820			
TIE ROD END	Kubota		
		Model	
		M4950 (2WD SN 10031> or 4WD SN 50123>) M4950-S (2WD) M5950 (2WD SN 10031> or 4WD SN 50123>) M5950-S (2WD) M6950 (2WD SN 10061> or 4WD SN 50062>) M6950-S (2WD) M7950 (2WD SN 10101> or 4WD SN 50233>) M7950-S (2WD) M8950 (2WD)	
OEM			
35860 = 35860-62930			
TIE ROD END,INNER	Kubota		

		Model	
		M4000 (2WD) M4050 (2WD) M4500 (2WD) M7500 (2WD)	
OEM			
36200-LONG = 36200-62872			
TIE ROD END, OUTER	Kubota		
		Model	
OEM			
36200-SHORT = 36200-62932			
TIE ROD END, INNER	Kubota		
		Model	
		M7580 (4WD (DT)) M7950-S (4WD (DT)) M8580 (4WD (DT)) M8950-S (4WD (DT)) M9580 (4WD (DT))	
OEM			
36710 = 36710-62920			
TIE ROD END, STEER CYL.	Kubota		
		Model	
		COMPACT TRACTOR: B1550 COMPACT TRACTOR: B1750 COMPACT TRACTOR: B4200 COMPACT TRACTOR: B5200 COMPACT TRACTOR: B6200 COMPACT TRACTOR: B7100 (HST models) COMPACT TRACTOR: B7200	
OEM			
3994901 = 67121-56520			
TIE ROD END	Kubota		



Model

COMPACT TRACTOR: B5100
COMPACT TRACTOR: B6000
COMPACT TRACTOR: B6100
COMPACT TRACTOR: B7100 (Gear Drive models)

OEM

3994905 = 66711-56540

TIE ROD END

Kubota



Model

COMPACT TRACTOR: B1700 (2WD (E/HSE))
COMPACT TRACTOR: B2100 (2WD (E/HSE))
COMPACT TRACTOR: B2150
COMPACT TRACTOR: B2400 (2WD (E/HSE))
COMPACT TRACTOR: B8200
COMPACT TRACTOR: B9200
COMPACT TRACTOR: L185 (4WD (DT))
COMPACT TRACTOR: L2050
COMPACT TRACTOR: L2250
COMPACT TRACTOR: L235
COMPACT TRACTOR: L2350
COMPACT TRACTOR: L245
COMPACT TRACTOR: L2500
COMPACT TRACTOR: L275
COMPACT TRACTOR: L295 (2WD (F) Rear Drag Link End SN 12224 >)
INDUSTRIAL/CONSTRUCTION: B20

OEM

3995188=38440-44790

TIE ROD END

Kubota



Model

MX5100DT / H

OEM

TA150-13700

TIE ROD ASSY

Kubota



Model

L3600DT
L3710DT
L4200DT
L4310DT

OEM


TA040-13700

ASSY ROD TIE LH

Kubota

		Model			
		L3710DT L4310DT			
		OEM			
		HTA0A-13700			
ASSY. ROD TIE RH	Kubota	Model			
				Model	
				B1550 B1750 B4200 B5200 B6100 B6200 B7100 HST Models B7200 F2000 s/n -10080	
				OEM	
67121-56530 (TR6530)		TIE ROD END			
Kubota		Kubota			
		Model			
		M4500 (4WD SN 10001->) M5500 (4WD SN 10001->)			
		OEM			
		36280-62902 (TR-209)			
TIE ROD, COMPLET	Kubota	Model			
				Model	
				OEM	

ALLIS-CHALMERS



Model

7000 (ALL W/ HVY DUTY AXLE)
 7010 (ALL W/ HVY DUTY AXLE)
 7020 (ALL W/ HVY DUTY AXLE)
 7030 (ALL W/ HVY DUTY AXLE)
 7040 (ALL W/ HVY DUTY AXLE)
 7045 (ALL W/ HVY DUTY AXLE)
 7050 (ALL W/ HVY DUTY AXLE)
 7060 (ALL W/ HVY DUTY AXLE)
 7080 (ALL W/ HVY DUTY AXLE)
 8010 (ALL W/ HVY DUTY AXLE)
 8030 (ALL W/ HVY DUTY AXLE)
 8050 (ALL W/ HVY DUTY AXLE)
 8070 (ALL W/ HVY DUTY AXLE)

OEM

265527 (70265527)

INNER TIE ROD

Allis Chalmers AC



Model

7000 (ALL W/ HVY DUTY AXLE)
 7010 (ALL W/ HVY DUTY AXLE)
 7020 (ALL W/ HVY DUTY AXLE)
 7030 (ALL W/ HVY DUTY AXLE)
 7040 (ALL W/ HVY DUTY AXLE)
 7045 (ALL W/ HVY DUTY AXLE)
 7050 (ALL W/ HVY DUTY AXLE)
 7060 (ALL W/ HVY DUTY AXLE)
 7080 (ALL W/ HVY DUTY AXLE)
 8010 (ALL W/ HVY DUTY AXLE)
 8030 (ALL W/ HVY DUTY AXLE)
 8050 (ALL W/ HVY DUTY AXLE)
 8070 (ALL W/ HVY DUTY AXLE)

OEM

269353 (70269353)

OUTER TIE ROD

Allis Chalmers AC



Model

8010 (W/ FWA)
 8030 (W/ FWA)
 8050 (W/ FWA)
 8070 (W/ FWA)

OEM

4311552

TIE ROD END

Allis Chalmers AC



Model





D14 (IF CUT TO PROPER LENGTH)
 D15 (IF CUT TO PROPER LENGTH)
 D17 (IF CUT TO PROPER LENGTH)
 D19 (IF CUT TO PROPER LENGTH)
 170 (IF CUT TO PROPER LENGTH)
 180 (W/ STD)
 185 (W/ STD)
 190 (W/ STD)
 190XT (W/ STD)
 190XTIII (W/ STD)
 200 (W/ STD)

OEM

70254661

FEMALE TIE ROD

Allis Chalmers AC

		Model	
		D14 (IF CUT TO PROPER LENGTH) D15 (IF CUT TO PROPER LENGTH) D17 (IF CUT TO PROPER LENGTH) D19 (IF CUT TO PROPER LENGTH) 170 (IF CUT TO PROPER LENGTH) 180 (W/ STD) 185 (W/ STD) 190 (W/ STD) 190XT (W/ STD) 190XTIII (W/ STD) 200 (W/ STD)	
OEM			
70254662			
MALE TIE ROD	Allis Chalmers AC		
		Model	
		6060 6070	
OEM			
70263033			
TIE ROD, LONG	Allis Chalmers AC		
		Model	
		5045 / 5050 TRACTOR: 1365 / 1370 / 2-50 / 2-60 400 (W/ 2WD FRONT AXLE) 480 (W/ 2WD FRONT AXLE) 500 (W/ 2WD FRONT AXLE) 540 (W/ 2WD FRONT AXLE) 550 (W/ 2WD FRONT AXLE) 600 (W/ 2WD FRONT AXLE) 640 (W/ 2WD FRONT AXLE)	
OEM			
72090710			
TIE ROD, LONG	Allis-Chalmers / White Oliver / Mpl Moline / FIAT		
		Model	
		B, C	
OEM			
70207726 (TR-7726)			
TIE ROD, OUTER	Allis Chalmers AC		



Model

D14, D15, D17, D19, 170 All If Cut To Proper Length
180, 185, 190, 190Xt, 190Xtiii, 200 All W/ Std

OEM

70254660

TIE ROD,COMPLETE

Allis Chalmers AC

Model

OEM

Model

OEM

Model

OEM

WHITE OLIVER/MPL MOLINE



Model

INDUSTRIAL/CONSTRUCTION: 2-4412
 INDUSTRIAL/CONSTRUCTION: 2-4414
 INDUSTRIAL/CONSTRUCTION: 2-446
 TRACTOR: SUPER 55
 TRACTOR: SUPER 77
 TRACTOR: 2-44
 TRACTOR: 550
 TRACTOR: 77

OEM

106680AS

TIE ROD END

White Oliver / Mpl Moline



Model

INDUSTRIAL/CONSTRUCTION: 2-4412
 INDUSTRIAL/CONSTRUCTION: 2-4414
 INDUSTRIAL/CONSTRUCTION: 2-446
 TRACTOR: SUPER 55
 TRACTOR: SUPER 77
 TRACTOR: 2-44
 TRACTOR: 550

OEM

106681AS

TIE ROD END

White Oliver / Mpl Moline



Model

1555	2-70
1600	2-85 (SN 263341-271719)
1650	
1655	
1750	
1755	
1800	
1850	
1855	
1955	
2-105 (SN 255216-271913)	

OEM

164365A

OUTER TIE ROD

White Oliver / Mpl Moline



Model





INDUSTRIAL/CONSTRUCTION: 2-4412
 INDUSTRIAL/CONSTRUCTION: 2-4414
 INDUSTRIAL/CONSTRUCTION: 2-446
 TRACTOR: SUPER 55
 TRACTOR: SUPER 77
 TRACTOR: 2-44
 TRACTOR: 550
 TRACTOR: 77

OEM

1E6958A

INTERMEDIATE TIE ROD

White Oliver / Mpl Moline

		Model	
		TRACTOR: 2-105 (SN 271914-285182) TRACTOR: 2-85 (SN 271720-284964)	
OEM			
303211029			
TIE ROD LONG	White Oliver / Mpl Moline		
		Model	
		TRACTOR: 100 TRACTOR: 120 TRACTOR: 125 WORKHORSE TRACTOR: 1355 TRACTOR: 145 WORKHORSE TRACTOR: 2-105 (SN 271914->) TRACTOR: 2-110 TRACTOR: 2-135 TRACTOR: 2-150 TRACTOR: 2-155 TRACTOR: 2-85 (SN 271720->) TRACTOR: 2-88 TRACTOR: 60 AMERICAN TRACTOR: 80 AMERICAN	9130 9150
OEM			
303443124			
TIE ROD	White Oliver / Mpl Moline Deutz AG		
		Model	
		TRACTOR: 100 TRACTOR: 120 TRACTOR: 125 WORKHORSE TRACTOR: 145 WORKHORSE TRACTOR: 2-135 TRACTOR: 2-155 TRACTOR: 6124 (2wd) TRACTOR: 6144 (2wd)	
OEM			
303213951			
TIE ROD	White Oliver / Mpl Moline		
		Model	
		TRACTOR: 2-105 (SN 285183->) TRACTOR: 2-110 TRACTOR: 2-85 (SN 284965->) TRACTOR: 2-88	
OEM			
303443132			
LONG TIE ROD	White Oliver / Mpl Moline		

Model

TRACTOR: 2-105 (SN 285183->)
TRACTOR: 2-110
TRACTOR: 2-85 (SN 284965->)
TRACTOR: 2-88



OEM

303330427

LONG TIE ROD

White Oliver / Mpl Moline

Model

TRACTOR: 100
TRACTOR: 120
TRACTOR: 125 WORKHORSE
TRACTOR: 145 WORKHORSE
TRACTOR: 2-135
TRACTOR: 2-155
TRACTOR: 6124 (2wd)
TRACTOR: 6144 (2wd)



OEM


72161866 -1

TIE ROD

White Oliver / Mpl Moline

Model

2-4412
2-4414
2-446



OEM

106680AS

TIE ROD END

White Oliver / Mpl Moline

Model

OEM

DEUTZ AG

		Model	
		DX3.57 DX4.07 DX4.17 DX4.31 DX4.47 DX4.51 DX4.56 DX4.57 HOPFEN DX4.17 HOPFEN DX4.57	
OEM			
4392038			
STEERING END, OUTER RH	Deutz AG		
		Model	
		9130 9150	
OEM			
303109291			
TIE ROD	Deutz AG		
		Model	
		DX110 (W/ FWA) DX120 (W/ FWA) DX90 (W/ FWA)	
OEM			
4311552			
TIE ROD END	Deutz AG		
		Model	
		9130 9150	
OEM			
72161865			
TIE ROD	Deutz AG		

		Model	
		9130 9150	
OEM			
72161866			
TIE ROD	Deutz AG		
		Model	
		9170 / 9190 TRACTOR: 160 TRACTOR: 170 WORKHORSE TRACTOR: 195 WORKHORSE TRACTOR: 2-180 TRACTOR: 6124 (2wd) TRACTOR: 6125 TRACTOR: 6144 (2wd) TRACTOR: 6145 TRACTOR: 6175 TRACTOR: 6195	
OEM			
72161867			
TIE ROD	Deutz AG White Oliver / Mpl Moline		
		Model	
		AGROPRIMA 4.31, AGROPRIMA 4.51, AGROPRIMA 4.56 AGRIPRIMA 6.06, AGROPRIMA 6.16, AGROSTAR DX4.61 AGROSTAR DX4.68, DX4.61, DX4.68	
OEM			
04383056 (RE-2221022)			
AXIAL BALL JOINT	Deutz AG		
		Model	
OEM			

TSI



T S I NO

1005

TIE ROD



T S I NO

TR-4495

TIE ROD, LONG



T S I NO

1004

TIE ROD



T S I NO

TR-591

TIE ROD



T S I NO

TR-5363

SOCKET ASSEMBLY



T S I NO

TR-523

DRAG LINK END, F



T S I NO

TR-7102

SOCKET ASSEMBLY



T S I NO

RR8033

TIE ROD



TSI NO

TR-85947

TIE ROD BLANK



TSI NO

TR-8236

TIE ROD



TSI NO

TR-4394

TIE ROD (LH)



TSI NO

DL870

DRAG LINK END - LH



TSI NO

TR-1728

SOCKET, SICKLE D



TSI NO

AP02042

TIE ROD



TSI NO

TR-8236

TIE ROD ASSY



TSI NO

393228

TIE ROD



TSI NO

TR5542

TIE ROD: M38 LH



TSI NO

TR5702

TIE ROD



TSI NO

TR1336

TIE ROD, COMPLET



TSI NO

DL8818

TIE ROD



TSI NO

TR-604L

TIE ROD



TSI NO

8184

TIE ROD



TSI NO

TR-3753L (3746443M93)

TIE ROD, LH



TSI NO

TR-6144

TIE ROD



TSI NO

TR-1325

TIE ROD, COMPLETE



TSI NO

8185

TIE ROD



TSI NO

80962

TIE ROD



TSI NO

TR1570

TIE ROD



TSI NO

TR-5389

TIE ROD



TSI NO

PY65040NEW

BALL JOINT



TSI NO

TRW0E5



TSI NO

BJCPJ3101

BALL JOINT



T S I NO

22812

TIE ROD,INNER



T S I NO

107291AS (TR-91AS)

TIE ROD END



T S I NO

TR-1412

TIE ROD RIGHT



T S I NO

TR-1970

TIE ROD END



T S I NO

TR2870

TIE ROD



T S I NO

TR-8683

TIE ROD

T S I NO

T S I NO



TSI offers a standard 3-year, 50K KM warranty on all new parts. TSI reserves the right to inspect any or all parts returned for warranty before warranty claims will be honored. In all instances, TSI's sole liability will be either replacing the defective part or a refund not to exceed the purchase price of the defective part.



WORLDWIDE OEM & FAMOUS
BRAND SUPPLIER
ISO-9002 CERTIFIED



Tel:+886-2-2723-2928 Fax:+886-2-2723-1809



E-mail:mesa@camelot.com.tw



F,29,5F,No.5,Sec.5,Sinyi Rd,Taipei City,Taiwan 11011

